

THE SCOVILLE SPLICE LIBRARY · ORGANISM MONOGRAPHS

Coffee

Less bitter. *More coffee.*

The specialty roaster's third lever — coffee's bitterness, body, and sweetness tuned in the green seed, so the cup finally tastes like all of itself. Forty constructs, one subtraction, and everything worth keeping left exactly where it was.

SCOVILLE SPLICE · GROWN BY OUR FAMILY. ENGINEERED FROM SCRATCH.

Contents

01 Opening essay · The bargain at the bottom of the cup

02 Chapter 1 · The Bean — the seed inside a fruit we throw away.

03 Chapter 2 · The Bitter Sentinel — the taste we were built to refuse.

04 Chapter 3 · The Four Axes of a Cup — coffee, measured.

05 Chapter 4 · The Phenylpropanoid Branch — a road you already know.

06 Chapter 5 · The Chlorogenic Pool — brightness and bitterness, one family.

07 Chapter 6 · Fire and Consequence — lactones, phenylindanes, and the chemistry of the roast.

08 Chapter 7 · Steering the Flux — the surgeon's rule.

09 Chapter 8 · Reading the Enzymes — the method, built on Pun1.

10 Chapter 9 · The Weight of the Cup — body, without the dark roast.

11 Chapter 10 · The Savory Undertow — the roundness under the fruit.

12 Chapter 11 · The Dry Finish — structure, not a grip.

13 Chapter 12 · The Sweetness Underneath — it was always in there.

14 Chapter 13 · Arabica and Robusta — two species, two chemistries.

15 Chapter 14 · Origin, Honored — we add a lever, we take nothing.

16 Chapter 15 · Roast, Reconsidered — the lever we leaned on too hard.

17 Chapter 16 · Extraction — a wider sweet spot.

18 Chapter 17 · The Pour-Over — clarity, poured slow.

19 Chapter 18 · The Espresso — pressure, held in balance.

20 Chapter 19 · The Cold Brew — the gentlest extraction.

21 Chapter 20 · At the Table — coffee as an ingredient.

22 Chapter 21 · The Same Cup, Always — precision, cupping, and compliance.

23 Chapter 22 · The Reference Readouts — every method, scored.

24 Closing note · the cup, as itself

Opening essay · The bargain at the bottom of the cup

There is a particular dark before dawn that our family keeps by the sound of a grinder. Water finding the grounds; the bloom lifting its small brown dome and breathing out the smell of the whole day about to begin. Coffee is the first warmth most of us meet in the morning, the one we make with our hands before we are fully ourselves. We have revered it our whole lives. And for just as long, we accepted the one thing about it we were quietly taught never to question.

Coffee asks you to make a bargain. To have the warmth, the ritual, the low bright lift of it, you agree to take the bitterness too — the catch at the back of the throat, the edge that sharpens as the cup cools. We are born refusing that taste; every child spits out the first sip, and the child is not being difficult. The child is being correct, obeying a receptor evolution posted at the gate of the mouth to flag the alkaloids of poisonous plants. Then, over years, we learn to want it, or we learn to bury it: a spoon of sugar, a pour of cream, a roast pushed darker until the harshness reads as *strong.* The whole culture of the cup is built on managing a bitterness we long ago decided was the price of admission.



Before the fire and before the grinder — the hour the question gets asked, when the cup is still only potential.

One morning the question came up at our table, the way the best ones do, over the second pot: what if the bitterness was never the coffee at all — only the toll?

It turns out that is almost exactly true. The harsh bitterness in a cup is not some irreducible essence of the bean. It is a small, named set of molecules — chlorogenic acid lactones and, in darker roasts, the phenylindanes, with a supporting cast of diketopiperazines and roast-born pyridines — built by a metabolic branch we happen to know intimately, the phenylpropanoid pathway that runs through every green plant in our library. They speak to a family of sentinel receptors on the tongue, anchored in our Index to **TAS2R38**. Lower that one flux at the source, soften that one signal, and you do not get a weaker coffee or a hollow one. You get the coffee that was

underneath the bitterness the entire time: the fruit the farmer grew, the sugar the light roast preserved, the body a dark roast only ever learned to counterfeit.

For a hundred years, a roaster has had exactly two levers against bitterness — **origin** (choose a gentler bean, a washed Latin American over a fierce robusta) and **roast** (trade away aroma and acidity for the smoother, flatter character of the dark end). Both are real craft, and this book honors them at length. But both are blunt, and both cost you something you wanted to keep. This book is about a third lever, one that was never available before: tuning the bitterness, the body, and the sweetness of the bean itself, at the level of the molecule, in the green seed, before it is ever roasted or ground. Coffee is **40 constructs** into that work — one of the harder organisms in the library, a *Hard* on our difficulty scale, because a coffee bean is a tangle of a thousand compounds and the good and the bad are built on the same road. It is also one of the most consequential, because no crop on earth is drunk by more people who have made the same quiet bargain.

Every cup in these pages is scored on the Iyengar Flavor Index — eight axes, each a receptor pathway, each a single honest number anchored to the half-maximal activation of that receptor:

> **IFI = 1,000 × EC_{50}(reference) ÷ EC_{50}(candidate)**

Coffee lives on four of those axes, and the first one is a subtraction. We will spend this book learning to read all four — the bitterness we turn down, and the body, savor, sweetness, and clean dry finish that step forward into the space it was hiding. We will name every enzyme and every intermediate on the road that makes the harsh compounds, show the mathematics of the receptor and the roast and the brew, and set it all against the one thing our family cares about more than any score: a morning you can take plainly, as itself, given to the body on purpose. The morning tastes different now. By the last page we hope you will know, to the molecule, exactly why.



PART I OF VI

The Bean and the Sentinel

Coffea · the green seed · TAS2R38 · the four axes of a cup

Chapter 1 · The Bean — *the seed inside a fruit we throw away.*

THE SEED · Coffea arabica · Coffea canephora · Rubiaceae · 40 constructs

Pull the fruit off a coffee branch and you are holding a cherry — skin, a slip of sweet mucilage, and at the center two seeds pressed flat against each other, each wrapped in a translucent parchment and a silverskin. The world drinks the seeds and discards the fruit, which is its own small heartbreak; the coffee cherry is bright and floral and faintly like honey, and almost all of it is composted, fermented off, or washed away at origin. What we keep is the pair of seeds inside: the green, grassy, nearly flavorless beans that hold, folded up and waiting, everything a cup will ever become. *Coffea* is a genus in the madder family, *Rubiaceae*, kin to gardenia and quinine — a lineage that has always trafficked in alkaloids — and it will grow and fruit only in a narrow bright band around the equator, which is the first of coffee's many debts to the people who farm it.

Nearly all of a cup's chemistry is already present in the green seed, locked in proportions the roast will transform but cannot invent. It is worth setting the whole inventory down, because every chapter that follows is a decision about one line of this table.

COMPONENT (GREEN ARABICA)	~% DRY WEIGHT	WHAT IT BECOMES IN THE CUP
Polysaccharides (cellulose, arabinogalactan, mannan)	44–50	structure, body, melanoidin backbone
Sucrose	6–9	caramel sweetness, aroma, acids on roast
Lipids (coffee oil; cafestol, kahweol)	15–17	body, crema, aroma carrier
Proteins + free amino acids	10–11	Maillard aroma; glutamate → umami
Chlorogenic acids (CGA)	**6–8**	**brightness, aroma — and the harsh bitterness**
Caffeine	1.0–1.3	the lift; ~10–16% of the bitterness
Trigonelline	0.9–1.1	roast aroma, pyridines, a little bitterness
Minerals (ash), aliphatic acids (citric, malic), quinic acid	~8	acidity, mouthfeel, salts

Read the bold line twice, because it is the whole book. The chlorogenic acids — as much as a *tenth* of the bean in a high-CGA robusta — are simultaneously the source of much of what we prize in coffee and nearly all of what we fight. They are the single lever with the most downstream consequence, and they are a phenylpropanoid family, which is to say they are built on the exact branch our platform was founded to read. A pepper's heat and a coffee's bitterness are cousins; they come off the same ancient

scaffold, a few enzymes apart. That kinship is not a metaphor. It is the reason a company that started in chilies could walk up to a coffee bean and already know the road.

The seed itself is a small architecture worth knowing, because every processing decision and every roast defect is a decision about one of its layers. Working inward from the cherry's skin: the **exocarp** (the red or yellow peel), the sweet **mesocarp** or mucilage (the slippery, sugar-rich pulp that fermentation removes), the **parchment** or endocarp (the papery hull), the **silverskin** (the seed coat that becomes chaff in the roaster), and at the center the **endosperm** — the green bean proper, a single folded sheet of hard, mannan-rich storage tissue curled around its crease. Two seeds sit face to face in most cherries; when only one develops it rounds into a **peaberry.** Coffee's lipids are not spread evenly through that endosperm but concentrated in its oil bodies, and riding in the wax layer are the **diterpenes cafestol and kahweol**, compounds a paper filter removes and a French press or espresso lets through — one of the quiet chemical reasons two brews of the same bean can feel so different in the body.

This is also where coffee earns its *Hard* rating, and it is worth being honest about why, because difficulty is part of the reverence. *Coffea arabica* is not a simple genome: it is an **allotetraploid**, a natural hybrid of two diploid ancestors — *C. canephora* and *C. eugenioides* — carrying four sets of chromosomes where most crops carry two, which makes a targeted edit a four-copy problem rather than a two-copy one. The plant is a woody perennial that takes three to four years from seed to first fruit, so a breeding generation is a small eternity. Its seeds are **recalcitrant** — they will not survive drying and freezing the way a tomato's will — and it is notoriously reluctant to regenerate from tissue culture, the step every edit must pass through. None of this is a reason not to do the work. It is the reason the work took us 40 constructs and a species we approached with patience, and the reason a cup of designed coffee is, to us, a harder-won and more satisfying thing than almost anything else in the library.



The coffee seed in cross-section — parchment, silverskin, and the folded green endosperm where the whole cup is kept in potential.

We work on the seed, not the cup. That is the entire premise of designing coffee, and it is a humbler claim than it sounds. A roaster's craft is applied heat to a bean that already *is* what it is; a barista's craft is water and pressure and time over that fixed material. Neither

can change the green seed's chemistry — they can only reveal, develop, or degrade it. We can change *what the bean is* — raise its sucrose, retune the branch that makes its bitter precursors, grow in a little more of the peptides that read as body — so that the same roast, the same hand, the same slow pour lands somewhere it never could before. Reverence, for us, begins here: at the green seed, before the fire, where the cup is still only potential and every number is still ours to set. The farmer grows the possibility. We widen it. The roaster and the drinker spend it. No step in that chain replaces another; the third lever only means there is more in the seed for the other two to find.

Chapter 2 · The Bitter Sentinel — *the taste we were built to refuse.*

AXIS 04 · IFI-B · TAS2R38 · the smoke alarm of the tongue

Of all the tastes, bitterness is the one with a job. Sweetness says *energy,* umami says *protein,* salt says *mineral,* sourness says *ripe, or spoiled, choose* — but bitterness says one word and says it loudly: *stop.* It is the tongue's smoke alarm, and a leaf cannot run, so it defends itself in chemistry: alkaloids, glucosinolates, cyanogenic glycosides, the whole arsenal a plant grows to keep from being eaten to the root. The animals that survived were the ones who tasted that arsenal and recoiled. The wince a child makes at the first sip of coffee is not a flaw in the child. It is ten thousand generations of ancestors who lived because they spat something out.

To cover so many poisons with one sense, evolution did something it almost never does: it built not one receptor but a whole family. There are roughly **twenty-five** bitter receptors — the TAS2Rs — studded across the human tongue, a broad net cast wide enough to catch a molecule no ancestor had ever met. They are G-protein-coupled receptors: a bitter molecule settles into the pocket, the receptor changes shape, the coupled G-protein gustducin fires a cascade through phospholipase C and IP_3, calcium floods the taste cell, and a signal races up the gustatory nerve carrying that single ancient word. Coffee, being a chemical crowd, trips several at once — caffeine is read chiefly by TAS2R7, TAS2R10, TAS2R43, and TAS2R46; the chlorogenic lactones and their kin press on others. Our Index does not try to score all twenty-five. It anchors the bitter axis to the best-mapped sentinel of them all, **TAS2R38** — the receptor behind the famous divide between people who taste a strip of PROP or PTC paper as unbearable and people who taste nothing, split by the *PAV* (taster) and *AVI* (non-taster) versions of a single gene. TAS2R38 is the representative voice of the whole bitter family, the one we measure against so a cup of coffee and a floret of broccoli can be read on one page.

It is worth following the signal all the way in, because the shape of the cascade is why bitterness is so hard to ignore and so expensive to design around. A bitter molecule docks in the receptor's pocket; the receptor, a G-protein-coupled seven-transmembrane protein, changes conformation and activates its coupled G-protein, whose α-subunit is **gustducin.** Gustducin switches on **phospholipase C-β2**, which cleaves membrane lipid into the second messenger **IP_3**; IP_3 opens calcium stores inside the taste cell; the rising calcium gates the **TRPM5** channel; the cell depolarizes and releases ATP onto the gustatory nerve. One molecule in the pocket becomes a flood of calcium and a volley of nerve impulses — an amplifier evolved to make sure a trace of poison is never missed. That amplification is also why you cannot simply mask coffee's bitterness with a little sweetness: the warning is wired to win. The only honest way to quiet it is to deliver less of the molecule that starts the cascade, which is exactly what working in the green seed does. The famous

taster/non-taster divide, meanwhile, is three single-nucleotide differences in the *TAS2R38* gene — the amino-acid swaps **A49P, A262V, and V296I** — that distinguish the sensitive *PAV* haplotype from the near-blind *AVI* one, a reminder that "bitterness" is not one fixed quantity but a reading that varies from mouth to mouth, which is precisely why we anchor the axis to a receptor and a concentration rather than to anyone's tongue.

The honest way to measure a bitterness is to ask how little of a molecule it takes to trip the alarm — its **EC_{50}**, the concentration at which the receptor fires to half of its full response. A low EC_{50} means a molecule that shouts: it reaches the receptor and the gate opens at the faintest dose. The Index turns that into a score the way it does for every axis — a thousand times the ratio of a fixed reference EC_{50} to the candidate's. But Zero-Bitter is the one axis in the whole library that counts *down* rather than up. On the other seven, we measure loudness and a bigger number means more. Here the design goal is silence, so we report **attenuation**: how far we have pushed the harsh fraction's effective threshold the wrong way, so the tongue needs more of it before TAS2R38 answers at all. A high IFI-B is a coffee that reaches the sentinel and barely rings it.

It helps to see the mechanism in numbers, because the shape of the receptor's response is why this axis works at all. Occupancy of a single-site receptor follows the Hill relation, and for a bitter GPCR the Hill coefficient sits near unity:

$$\theta = [B] / ([B] + EC_{50})$$

where θ is the fraction of receptors occupied and [B] is the delivered concentration of the harsh compound. Here is the quietly important fact: in a normally brewed medium-dark cup, the harsh phenolic fraction arrives at the tongue at roughly its own EC_{50} — so θ ≈ 0.50, the receptor sitting right at half-activation. That is *why* a dark cup's scorch is so legible and so hard to ignore: it lands on the steepest part of the curve, where the smallest change in concentration moves the signal most. Now lower the harsh pool at the source by **45%**, our worked figure for coffee, so [B] falls to $0.55 \cdot EC_{50}$. Occupancy drops to 0.55 / (1 + 0.55) = **0.355** — a 29% fall in TAS2R38 drive from a 45% cut in concentration, because we rode the steep part of the curve downward. Bitterness as *perceived* then follows a psychophysical power law (Stevens' exponent for bitterness ≈ 0.8–1.0), so the drinker reports something close to that reduction in harshness at equal strength — and, crucially, can now brew stronger or roast darker before climbing back to where they started.

Put real concentrations on it and the design target becomes concrete. A harsh phenolic fraction in a strong cup might present at the tongue near **1.0 mM**, against a lumped EC_{50} for that fraction at the bitter receptors of roughly **1.0 mM** — which is why we keep saying the dark cup sits at half-activation; the two numbers are the same, θ ≈ 0.50 by construction. Cut the delivered fraction to **0.55 mM** and occupancy falls to 0.55 / (1.0 + 0.55) = 0.355, the 29% drop we quoted. Had the cup instead sat at twice its EC_{50} — an over-

roasted, over-extracted brew, θ ≈ 0.67 — the same 45% cut would move it to 1.1 / (1.0 + 1.1) = 0.52, a *larger* absolute fall, because the curve is steepest in the middle and we are always pushing a saturating system back down toward threshold. This is the mathematical reason the third lever helps the harshest cups most: the worse the starting bitterness, the more a proportional cut at the source buys back. It is also why we measure at the receptor and not by titration against a panel — a number anchored to occupancy is a number that behaves predictably as the brew changes, where a panel's verdict wanders with the room, the hour, and the taster's own haplotype.

We report the result as **IFI-B**, on the same 0–5,000 scale as everything else, paired always with the plain-language reduction. The band we hold ourselves to across the whole bitter shelf is **20% to 65%** — never less than a fifth, because below that no one tastes the difference, and never more than two-thirds, because a bitterness taken all the way to nothing is a flavor with no spine. We publish the ceiling as a discipline, not a wall we strain against. Coffee needs its bitterness. It only never needed *this* much of it.

Chapter 3 · The Four Axes of a Cup — *coffee, measured.*

COMPOSITION · IFI-B · IFI-K · IFI-U · IFI-A — and the sweetness underneath

Coffee is not a one-axis plant. The bitterness is the headline and the subtraction, but the reason the subtraction matters is everything it makes room for. A cup is a chord, and when you turn down the note that was drowning the others, the others become audible. It is worth laying all four axes out before we take them one at a time, because the art of designing a cup is knowing which number you are reaching for, and because a drinker who learns to hear them separately will never again mistake *strong* for *good.*

AXIS	RECEPTOR	WHAT IT GOVERNS IN THE CUP	DIRECTION OF OUR WORK
IFI-B · Zero-Bitter	TAS2R38 (family)	the harsh edge of roast — the toll	`subtract: −20% to −65%`
IFI-K · Kokumi	CaSR	body, weight, how it fills the mouth	`add: grown in at the source`
IFI-U · Umami	mGluR1 · TAS1R1·R3	the low savory roundness under the fruit	`add: modest, a floor`
IFI-A · Astringency	salivary PRPs	the dry, gripping finish	`place: lowered, then held`
IFI-S · Sweetness	TAS1R2·R3	the ripe sweetness we think of as origin	*`uncovered,`* `then gently lifted`

The first is a subtraction and the spine of this book. The next three are additions the subtraction makes room for. The fifth is a gift the other four hand you almost for free, because bitterness suppresses sweetness on the way to the brain, so quieting the first makes the fifth *arrive* without a grain of sugar added. No other organism in the library demonstrates the compositional logic of the Index so cleanly, which is part of why coffee, for all its difficulty, is one of our favorite things to hand across a table.

The reason composing a cup is harder than tuning any single axis is that the receptors do not report independently to the brain; they argue. Bitterness suppresses sweetness, as we will see in detail, but it also flattens the perception of acidity and can mask the lift of aroma. Astringency, a mechanical event, colors how heavy the body reads. Umami and kokumi reinforce each other — glutamate at mGluR1 and γ-glutamyl peptides at CaSR produce more fullness together than the sum of their parts — which is a gift when you want depth and a trap when you overshoot into something stock-like. A naïve design that simply maximized every pleasant axis would collide with these interactions and arrive at mud: a cup that is loud on paper and incoherent in the mouth. So the four-axis target for a coffee is never four independent dials but a single balanced shape, and holding that shape is exactly the problem the platform's flux-balance model was built to solve — not *how much* of each, but *in what ratio,* so that the subtraction and the three additions land as one cup rather than four competing ones. The before-and-after below is not four separate wins. It is one move, read five ways.

The clearest way to see it is one coffee, read twice — the same washed Ethiopian lot, the same light roast, the same brew, before and after the branch is retuned in the green seed.

IFI PROFILE

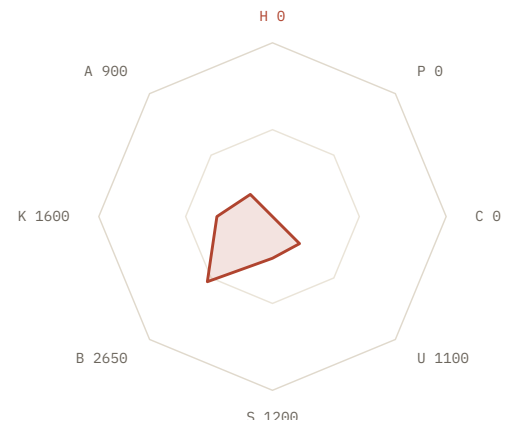



AXIS	AS GROWN	ENGINEERED	WHAT CHANGED, MECHANICALLY
IFI-B · Zero-Bitter	—	2,650	harsh CGA-lactone/phenylindane pool cut ~48%, attenuated at TAS2R38
IFI-A · Astringency	1,800	900	the large diCQA esters that bind PRPs, lowered to a clean finish
IFI-K · Kokumi	900	1,600	γ-glutamyl peptides grown in; body with no darker roast
IFI-U · Umami	500	1,100	free glutamate restored through the native GAD/GDH1 route
IFI-S · Sweetness	700	1,200	sucrose preserved; suppression lifted so it reads at last

Read the right-hand column as a single move. We lowered one thing — the harsh bitterness — and four other qualities stepped forward into the space it had been hiding. None of the sweetness was added as sugar; it was uncovered. That is the signature of this axis, and the thesis of this whole volume: the kindest subtraction is the one that reveals what the plant was already carrying. The chapters that follow are the mechanism behind every number in this table — first where the bitterness comes from, then how we steer it, then the four voices it was standing on.



PART II OF VI

Where the Bitterness Lives

the phenylpropanoid branch · the chlorogenic pool · the roast · steering the flux

Chapter 4 · The Phenylpropanoid Branch — *a road you already know.*

PATHWAY · PAL → C4H → 4CL → HCT/HQT → C3'H → CCoAOMT → COMT

Ask most people what makes coffee bitter and they will say caffeine. It is one of the most durable misunderstandings in all of food. Caffeine is bitter, yes — sharply so, and it accounts for perhaps a tenth to a sixth of what you taste — but decaffeinate a coffee and the bitterness largely remains. The real authors of the harsh edge are the roasted descendants of the bean's own **chlorogenic acids**, and chlorogenic acids are phenylpropanoids, built on the single most important metabolic road in the plant kingdom. To design coffee, you have to walk that road step by step, so here it is, enzyme by enzyme, with every intermediate named.

It begins with **phenylalanine**, an ordinary amino acid in every plant alive, and proceeds down a corridor our Index names in a single line — *PAL → C4H → 4CL → HCT → COMT* — which we will now open up to its full length because coffee needs the branch points the shorthand hides.

STEP	ENZYME (EC)	SUBSTRATE → PRODUCT
1	**PAL** — phenylalanine ammonia-lyase (4.3.1.24)	L-phenylalanine → *trans*-cinnamic acid
2	**C4H** — cinnamate 4-hydroxylase (1.14.14.91), a P450	cinnamic acid → *p*-coumaric acid
3	**4CL** — 4-coumarate–CoA ligase (6.2.1.12)	*p*-coumaric acid → *p*-coumaroyl-CoA
4	**HCT / HQT** — hydroxycinnamoyl-CoA:quinate transferase (2.3.1.99)	*p*-coumaroyl-CoA + quinic acid → *p*-coumaroylquinic acid
5	**C3'H** — *p*-coumaroyl ester 3'-hydroxylase (1.14.14.96), a P450	*p*-coumaroylquinic acid → **5-caffeoylquinic acid (chlorogenic acid)**
6	**CCoAOMT / COMT** — O-methyltransferases (2.1.1.104 / 2.1.1.68)	caffeoyl-CoA → feruloyl-CoA → **feruloylquinic acids**

Step 1 commits a carbon from the plant's protein budget to the phenolic economy; **PAL** is the gate, and it is feedback-regulated, which matters when you want to move flux without starving the plant. Steps 2 and 3 hang and activate the first hydroxyl. Step 4 is the one coffee cares about most: **HQT**, the hydroxycinnamoyl-CoA quinate transferase characterized in *Coffea* by Lallemand and colleagues, is the enzyme that marries a cinnamic acid to **quinic acid** and so *makes* a chlorogenic acid. Step 5, the P450 **C3'H**, adds the second hydroxyl that turns a coumaroyl ester into the caffeoyl ester we call chlorogenic acid proper. Steps 6 methylate toward the

ferulate series — and that fork, as the next chapters show, is the difference between an aroma we must protect and a bitterness we mean to cut.

Two details of this road decide everything about how we can steer it. The first is the **quinic acid** that HQT fastens the cinnamic acids onto: it is not a phenylpropanoid at all but a cyclitol drawn from the **shikimate pathway**, the same pathway that made the phenylalanine at the top of the road, so chlorogenic acid is literally two branches of the plant's aromatic metabolism tied together in one ester. That shared origin is why you cannot starve the chlorogenic pool by cutting one feeder without disturbing the plant's whole aromatic economy — the lignin in its stems, the defenses in its leaves — and why a scalpel beats a tourniquet. The second is that coffee builds chlorogenic acid by **more than one route**: HQT can esterify quinate directly, and a parallel grid runs through **HCT** onto shikimate with **C3'H** hydroxylating the ester before the acyl group is swapped back onto quinate. A plant metabolism rarely offers a single clean valve; it offers a grid of partly redundant ones, which is why a knockout leaks and a flux model — which sees the whole grid at once and finds the combination of small adjustments that actually moves the endpoint — is the only responsible way to design here. The enzymology is not trivia. It is the map of every place the harsh pool can be turned down and every place turning it down would cost the plant something it needs.

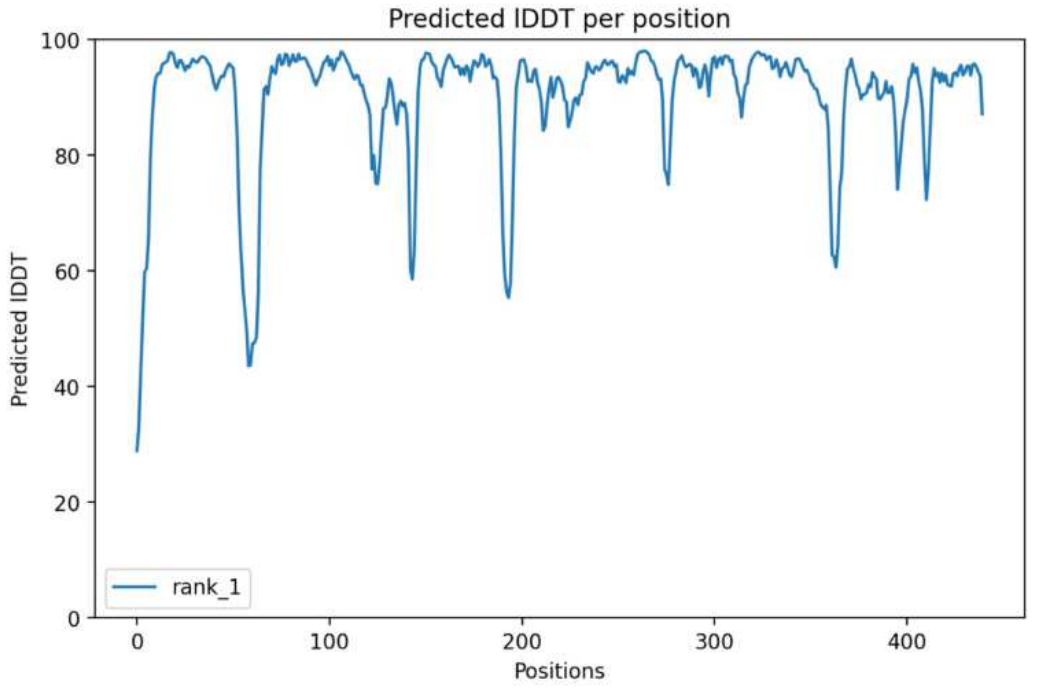

FIG. 4 — a hydroxycinnamoyl-transferase of the BAHD family, modeled and coloured by pLDDT confidence; the acyl-binding tunnel and the catalytic His are high-confidence. The platform was developed on the pepper's Pun1/AT3, a near relation of the coffee enzymes we tune here.

Here is the fact that let us in, and we want it to land plainly: **this corridor is not a coffee invention.** The phenylpropanoid branch runs in every vascular plant on Earth. It is how a tree makes lignin for its trunk, how a flower makes pigment, how a pepper builds the aromatic half of its capsaicin. The shorthand *PAL → C4H → 4CL → HCT → COMT* is printed on the opening page of every book in this library because it is the one road they all share. A coffee bean is simply a seed that routes an unusually large fraction of its carbon down this road and parks the product — chlorogenic acid — in storage, at six to ten percent of its dry weight, as a defense and an

antioxidant reserve. We did not have to learn a coffee-only trick. We had to decide how much of a road we already understood completely should be allowed to reach its harshest destinations. That is a flux question, and a flux question is one we know how to answer.

Chapter 5 · The Chlorogenic Pool — *brightness and bitterness, one family.*

CHEMISTRY · CQA · FQA · diCQA · the quinic ester reservoir

"Chlorogenic acid" is not one molecule; it is a surname. The chlorogenic acids are a family of esters, each a quinic acid married to one or more cinnamic acids, and a green coffee bean carries a dozen or more of them in a characteristic blend. Telling them apart is not pedantry — it is the difference between the compounds we protect and the compounds we cut, because within this one family live both the brightness a specialty cup is prized for and the scorch a dark roast is feared for.

CGA SUB-FAMILY	REPRESENTATIVE MEMBERS	SHARE OF GREEN CGA	FATE / CHARACTER
Caffeoylquinic acids (**CQA**)	3-CQA, 4-CQA, **5-CQA**	~55–65%	5-CQA dominant; tart/bright green, chief lactone precursor on roast
Feruloylquinic acids (**FQA**)	3-FQA, 4-FQA, 5-FQA	~20–25%	methylated; feed **ferulic acid → guaiacols** (aroma we protect)
Dicaffeoylquinic acids (**diCQA**)	3,4-diCQA, 3,5-diCQA, 4,5-diCQA	~10–15%	large, two-headed esters; **bind salivary PRPs → astringency**
p-coumaroylquinic acids (pCoQA)	5-pCoQA	~1–3%	minor, mild

Three facts in that table do all the work of the next two chapters. First, **5-CQA** — the molecule a chemist means when they say "chlorogenic acid" without qualification — is the single most abundant phenol in the bean and the principal feedstock for the bitter lactones that roasting makes. Second, the **FQA / ferulate** branch is a largely *separate* destiny: ferulic acid, released from FQA, is the precursor of **guaiacol** and **4-vinylguaiacol**, two of the most important desirable aroma compounds in coffee — the clove-and-roast top notes a cupper chases. Third, the **diCQA** — the big, two-caffeoyl esters — are the ones large enough to cross-link the proline-rich proteins in saliva and drive *astringency,* which is a texture, not a taste, and which we score on its own axis.

The numbers give the family its weight. A green arabica carries total chlorogenic acids in the range of **35 to 55 mg/g**, a robusta **65 to 100 mg/g**, with **5-CQA** alone often a third to a half of that total — making a single molecule one of the most abundant small compounds in the entire bean, rivaled only by sucrose and caffeine. The "3-, 4-, 5-" prefixes are not casual: they name *which* hydroxyl of the quinic acid ring carries the acyl group, and that regiochemistry matters, because roasting does not only degrade these esters, it **isomerizes** them — heat migrates the acyl group around the quinic ring, so 5-CQA interconverts toward 3-CQA and 4-CQA even as the total pool

falls. By the time a bean reaches a medium roast it has lost roughly half its green chlorogenic acid and scrambled the regiochemistry of what remains; by a dark roast, nearly all of it is gone, transformed into the lactones, phenylindanes, and melanoidin-bound fragments that the next chapter follows. One more fact earns the family its reputation beyond the cup: in the green seed these same compounds are the plant's principal **antioxidant reserve and defense,** which is both why the plant makes so much of them and why our rule is to spare the gentle members rather than empty the store. We are rebalancing a reservoir the plant built for its own good reasons, not deleting a nuisance.

So the chlorogenic pool is a single reservoir feeding at least three fates that a drinker experiences as entirely different things: a bright acidity (prized), a phenolic aroma via the ferulate fork (prized), and a harsh bitterness plus a drying astringency via the caffeoyl and dicaffeoyl routes under heat (the toll). The plant never separated them, because the plant built the whole reservoir for one reason — chemical defense — and had no stake in our pleasure. The entire craft of designing coffee at the source is learning to turn the one valve that lowers the harsh fates while sparing the bright and aromatic ones. You cannot do that with a knockout, because a knockout drains the whole reservoir and takes the aroma and the brightness down with the scorch. You can only do it by *steering* — and to steer, you first have to understand exactly what the fire does to each of these molecules, which is the next chapter and the hinge of the book.

Chapter 6 · Fire and Consequence — *lactones, phenylindanes, and the chemistry of the roast.*

ROAST · Maillard · caramelization · the two-stage degradation of CGA

Roasting is the most beautiful violence in all of food. In ten or twelve minutes a grassy green seed is carried from room temperature through hundreds of degrees — losing water, swelling, cracking twice, and coming out the other side smelling like the whole human idea of morning. Four great chemistries run at once inside the bean, overlapping and competing, and understanding the bitterness means watching all four.

The **Maillard reaction** marries the bean's free amino acids to its reducing sugars, building the brown nitrogen-rich polymers called **melanoidins** — up to a quarter of a dark roast's dry weight — which give color, body, and a share of the bitterness, and throwing off hundreds of volatile fragments as it goes. **Strecker degradation**, riding alongside, converts amino acids into the aldehydes and pyrazines that read as roasty, malty, nutty. **Caramelization** of the bean's sucrose builds sweetness and then, pushed further, its own bitter and acrid fragments. And **pyrolysis of the chlorogenic acids** — the chemistry this book turns on — proceeds in two distinct stages, each writing a different bitterness onto the cup.

Stage one: as the bean climbs through **first crack** (near 196°C / 385°F), the chlorogenic acids begin to break down, and a large fraction of the caffeoylquinic acids dehydrate and cyclize into **chlorogenic acid lactones** — the quinides. These are the *rounded, coffee-ish* bitterness of a medium roast, the pleasant structural bitterness most drinkers would not want gone. They peak in the medium range and are the work of the Hofmann and Frank group to have identified as the principal bitter tastants of moderately roasted coffee.

Stage two: push the roast hotter and longer, past **second crack** (near 224°C / 435°F), and the lactones themselves degrade. Their rings open and recombine into **phenylindanes** — fused bicyclic phenols, the most notorious of which is 1-methyl-1,2,3,4-tetrahydro... the family a dark-roast chemist knows as the author of *harsh, lingering, slow-to-leave* bitterness, the kind that coats the throat and sharpens as the cup cools. Alongside them, **4-vinylcatechol oligomers** (from caffeic acid) add their own aggressive bitterness, and **diketopiperazines** — cyclic dipeptides such as cyclo(Pro-Val) and cyclo(Pro-Leu), formed when the bean's proteins fragment and their ends close into a ring — contribute the

bitter, lingering aftertaste especially prominent in espresso. A roaster chasing body and "strength" into the dark end is, molecule by molecule, manufacturing phenylindanes and diketopiperazines.

The physics of the roast is worth holding alongside the chemistry, because the two are the same event seen from two sides. The Maillard reaction begins in earnest once the bean is largely dry and above roughly 150°C, opening with the condensation of an amino acid and a reducing sugar into an **Amadori (or Heyns) rearrangement product** — the quiet precursor that then fragments down a hundred branching paths into melanoidins and aroma. **Strecker degradation** rides on it, pairing an amino acid with a dicarbonyl to throw off the Strecker aldehydes (the malty, honeyed, nutty top notes) and, importantly, spending the very amino acids — glutamate among them — that we would otherwise have as savory depth. **First crack**, near 196°C, is an audible endothermic release as water vapor and CO_2 rupture the bean's structure; **second crack**, near 224°C, is a sharper, drier snap as the cell walls themselves begin to break and the roast tips toward exothermic runaway, which is the knife's edge every dark roast is balanced on. The roaster's control is a race: develop sugar-browning, aroma, and body as far as possible before the chlorogenic degradation of stage two floods the cup with phenylindanes. The third lever, by lowering the stage-two feedstock in the green seed, moves the finish line further out — more time to develop before the scorch arrives — which is the whole of Chapter 15 rendered as a single sentence of kinetics.

ROAST STAGE	AGTRON (APPROX.)	DOMINANT BITTER CHEMISTRY	PERCEIVED BITTERNESS
Light / Nordic	70–80	residual CGA, little lactone	low, bright, sometimes grassy
Medium	55–65	**CGA lactones (quinides)** peak	rounded, "coffee-ish," pleasant
Medium-dark	45–55	lactones degrading; phenylindanes rising	building, edge sharpening
Dark / Italian	35–45	**phenylindanes**, vinylcatechol oligomers, diketopiperazines	harsh, lingering, ashen

Now hold the two forks together — the roast chemistry and the aroma chemistry — because this is the crux the whole platform was built to exploit. The *ferulate* branch of the chlorogenic pool, on roasting, gives **guaiacol and 4-vinylguaiacol**: aroma, prized. The *caffeoyl and dicaffeoyl* branches, on roasting, give **lactones then phenylindanes and vinylcatechol oligomers**: bitterness, mostly the toll. Both forks start in the same reservoir, filled by the same road, but they diverge at the methylation step — step 6 of Chapter 4 — and they diverge again in the roaster. The old levers, origin and roast, cannot tell them apart: a darker roast degrades the aroma precursors and the bitter precursors together, which is exactly why the dark end smells flatter even as it reads "stronger." The third lever can tell them apart, because it works upstream, at the branch point, in the green seed, before the fire ever reaches them. That is the next chapter.

Chapter 7 · Steering the Flux — *the surgeon's rule.*

METHOD · flux-balance analysis · selective attenuation · 40 constructs

The crude way to kill a bitterness is to knock out the gene that makes it. We almost never do this, and on coffee we would never. Delete **HQT** and you do not get a sweeter coffee; you get a crippled plant with no chlorogenic defense, no acidity, and no ferulate aroma — a bean drained of the very reservoir that makes it coffee. The pathway that builds a plant's harsh note is a trunk road that also carries its brightness, its perfume, its vigor, and its antioxidant store. Sever the road and the eater pays for every compound the plant paid for. So we steer instead of sever, and steering is a quantitative problem.

The tool is **flux-balance analysis**, the same linear-programming treatment of metabolism that lets us compose heat against sweetness in a pepper without either canceling the other. We build the plant's metabolism as a vast system of linked reactions, impose the hard constraint that every internal metabolite must balance at steady state — nothing created from nothing — and then ask a precise question: *lower the flux into the caffeoyl/dicaffeoyl pool by this much, hold the ferulate-aroma flux and the acidity flux constant, and what else in the plant moves?* The model finds the answer, and the answer tells us which valve to turn and by how much. For coffee the valves cluster at three places: a modest down-regulation at the committed **HQT** step that feeds the quinic esters; a re-weighting of the **CCoAOMT/COMT** methylation fork to *protect* the FQA→ferulate→guaiacol aroma route while trimming the caffeoyl route; and a trim at **C3'H** to bias the pool away from the large diCQA that drive astringency. None of these is a knockout. Each is a dialed change in expression or activity, tuned to the flux model's prediction, so the reservoir is rebalanced rather than drained.

The mathematics underneath is less forbidding than it sounds, and it is worth seeing once. The plant's metabolism is written as a **stoichiometric matrix** S — rows for metabolites, columns for reactions, each entry how much of a metabolite a reaction consumes or makes. A vector v holds the rate of every reaction. The single hard constraint of a living steady state is that nothing accumulates or vanishes: $\mathbf{S \cdot v = 0}$, every internal metabolite balanced. Within that constraint, and within the upper and lower bounds we set on each reaction (an enzyme can only run so fast; some run only one direction), **linear programming** searches the enormous space of allowed flux distributions for the one that optimizes an objective — here, *minimize flux into the caffeoyl-lactone-destined pool subject to holding ferulate-aroma flux, acidity flux, and growth above floors we specify.* The payoff is not only the answer but its **shadow prices** — the sensitivity of the objective to each constraint — which tell us precisely which valve, turned by how much, moves the harsh endpoint most per unit of disturbance to

everything else. That is how we find the *smallest* cut: not by intuition, but by reading the shadow prices off the solved model. The flux model is what turns "lower the bitterness" from a wish into a ranked set of specific, bounded interventions on named enzymes.

Where an enzyme itself needs to work differently — not just less — we tune the protein, and this is where the parent platform earns its keep. The method that wrote the computed edits into the pepper's capsaicin synthase, **Pun1**, transfers directly: a protein language model (**ESM2**, 650M parameters) scores every candidate single-residue substitution in the target enzyme for predicted effect on catalytic efficiency and fold stability; the flux model confirms which of those edits the supply lines can actually feed; and only the mutations that pass both filters are written in. Coffee's enzymes are near relations of the pepper's — HQT and Pun1/AT3 are both BAHD-family acyltransferases, which is why the structure plots in this book are kin, not strangers. The coffee program's signature edits bias the transferases without destabilizing them:

TARGET	EDIT	MECHANISTIC EFFECT	ΔΔG (KCAL/MOL)
HQT (quinate transferase)	expression trim + T142S	lowers CQA/diCQA synthesis; keeps fold	−0.6
CCoAOMT (methylation fork)	V128I	shifts flux toward ferulate (protects guaiacol aroma)	−1.3
C3'H (P450 hydroxylase)	regulatory down-tune	biases pool away from large diCQA	–
PAL (gate)	feedback-insensitive variant, partial	holds carbon supply so acidity is spared	−1.1

(Negative ΔΔG indicates a stabilizing or neutral fold change — the enzyme still folds and endures; the parent pepper double variant S39L · L345G on Pun1 is the precedent for this scoring.)



A single engineered line isolated for verification — the step between a computed edit and a construct we will trust on a scorecard.

The forty constructs that make up the live coffee program are not forty cultivars; they are forty versions of this steering, distributed across the targets and tuned to different cup goals, held and compared until the band is reliable.

CONSTRUCT GROUP	~COUNT	WHAT IT TUNES
HQT expression / activity series	14	depth of the harsh-pool cut (the −20% to −65% band)
Methylation-fork protection (CCoAOMT/COMT)	9	sparing the guaiacol aroma route
diCQA / astringency trim (C3'H)	7	placing IFI-A, not erasing it
Kokumi & umami restoration (CaSR / GAD-GDH1)	8	the body and savor grown in beside the cut
Controls & verification lines	2	confirming nothing else moved

This is the surgeon's rule, and on coffee it is the whole craft: the smallest cut that does the work. We lower the fraction of chlorogenic acids destined to become harsh lactones and phenylindanes — between a fifth and nearly two-thirds, set to taste — while sparing the ones that give acidity and the ferulate ones that give aroma. The caffeine is untouched; the morning still lifts. What leaves is only the toll. A coffee that reads **IFI-B 1,900 to 2,900** at the receptor got there not by addition and not by amputation, but by a reservoir rebalanced at its source, upstream of the fire, in the one green seed where the whole cup is still only potential.

Chapter 8 · Reading the Enzymes — *the method, built on Pun1.*

METHOD · ESM2 · flux balance · CRISPR · batch CV ≤ 7%

It is worth slowing down on *how* a candidate edit becomes a trustworthy one, because the honesty of every number in this book rests on it, and because coffee — a *Hard* organism, a tangle of a thousand compounds — is exactly the case where guessing fails. A protein is a sentence written in twenty letters, and like any sentence it can be read for meaning. **ESM2** is a protein language model trained, much as a text model learns the statistics of English, on hundreds of millions of natural protein sequences until it holds an internal sense of what makes a protein *plausible* — which residues belong where, which substitutions a family tolerates, which would break the fold. Show it a coffee transferase and it develops an opinion about every position: what belongs there, and what a change would cost.

We use that opinion as a search, not an oracle. The space of possible mutations is astronomically large; tasting a way through it is the ten-thousand-year method, and it is not a plan. So we ask the model to score candidate substitutions for two properties at once — **predicted efficacy**, whether the change should bias the enzyme's output the way the flux model wants, and **predicted stability**, whether the enzyme will still fold and endure in the real chemistry of the cell. Efficacy without stability is a fast enzyme that falls apart; stability without efficacy is a durable enzyme that does nothing. The useful edits score well on both, and the model ranks them so we are choosing from a shortlist of dozens rather than a wilderness of millions.

The scoring itself is a quiet piece of borrowed machinery. ESM2 is trained by **masked language modeling** — hiding residues in real protein sequences and learning to predict them from context — and a model that has learned to fill those blanks across the whole tree of life has, as a side effect, learned the grammar of what proteins tolerate. To score a candidate mutation we read off a **log-likelihood ratio**: how much more or less probable the model finds the enzyme's sequence with the new residue versus the original, a **zero-shot** estimate of whether the change is one evolution would have allowed. A strongly negative score flags an edit the protein will likely reject as destabilizing or non-functional; a neutral or positive score flags one worth the flux model's attention. Paired with a structural stability calculation — the ΔΔG values of the construct table two chapters back — this gives us two independent reasons to trust an edit before a single cell is touched, which on a four-year, four-copy, hard-to-transform crop is not a convenience but a necessity. We do not get many swings at a coffee plant; the models are how we make each one count.

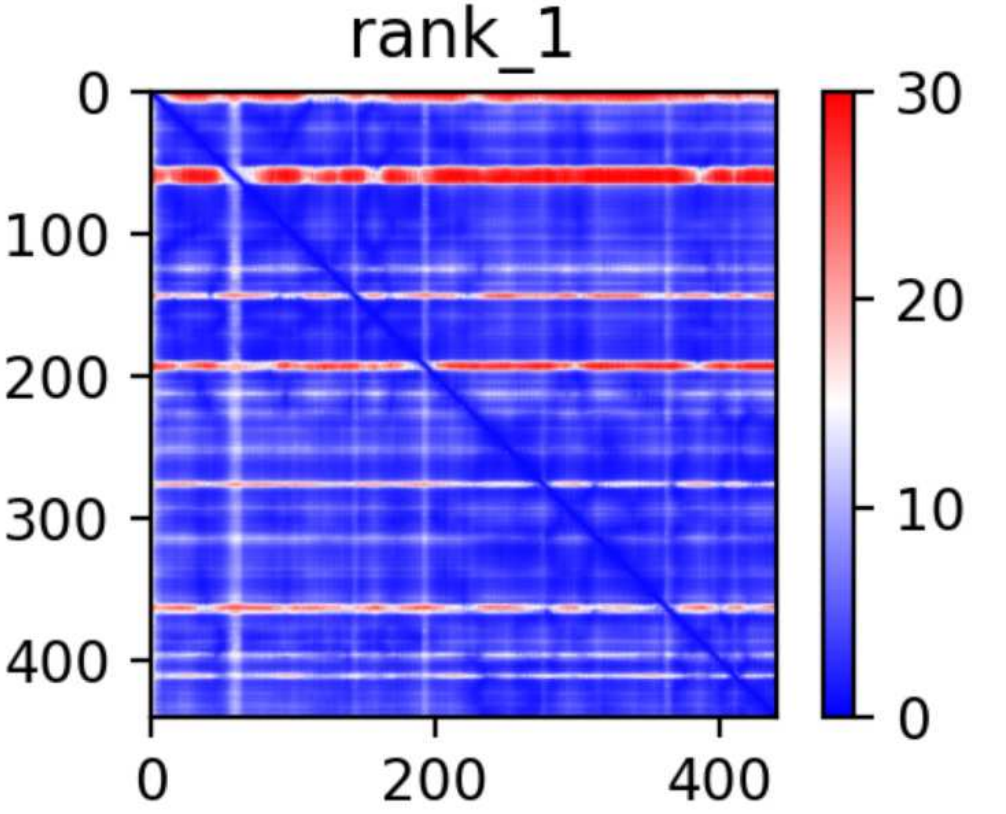

FIG. 8 — predicted aligned error for the modeled transferase; low off-diagonal error (dark) means the domains are confidently placed relative to one another, which is what lets us trust a stability prediction for an edit before we ever make it.

Then the flux model reads the whole factory and says which of the ranked edits the plant can actually feed, and which would merely rattle a pathway that has no carbon to spare. Only the mutations that pass both filters earn the one irreversible step that remains: **CRISPR**, which writes the exact intended change at the exact locus and no other — a guide RNA built to recognize the stretch where the edit belongs, the editing machinery making that one substitution. For a single-letter change we favor a **base editor** — a Cas protein that has lost its ability to cut both strands, fused to a deaminase that chemically converts one base to another without a double-strand break — because on a four-copy allotetraploid genome a clean conversion is safer than a cut-and-repair. Getting that machinery into a coffee cell is the genuinely hard part, and the reason the program is measured in constructs and years: coffee is delivered through *Agrobacterium* or particle bombardment into embryogenic tissue and then coaxed back to a whole plant through **somatic embryogenesis**, a slow regeneration most crops do more willingly. Every regenerated line is then read against **whole-genome sequencing** to show the intended edits are present across the copies that matter and that nothing moved off-target — the check that lets us put a number on a scorecard and mean it. We do not add a foreign organism's genes or borrow another plant's chemistry; we change a few letters of genes the coffee plant already carries, in place, the way you would correct a few words in a manuscript without rewriting the book. The plant that grows is still coffee, still itself, running its own transferases — now tuned to route a little less of its reservoir toward the scorch.

What turns this from a clever trick into a manufacturing method is that it is *repeatable,* and repeatability is its own rigor. We hold every construct to a batch-to-batch **coefficient of variation at or below 7%**, which is a plain way of saying the IFI-B on the scorecard is not a hopeful average but a number a roaster can build a blend around

and trust to arrive, harvest after harvest, the same. This is also where precision becomes a quiet form of care, though we would never preach it: writing exactly the intended edits and verifying that nothing else moved is the difference between tending a plant and gambling with it. We change the least we can to achieve what we meant, read the result against the receptor to be sure, and keep the variation tight, so that the thing grown and the thing tasted and the thing printed on the page are one thing. A coffee designed this cleanly is a coffee you can hand to someone you love.



PART III OF VI

What the Subtraction Reveals

body · savor · the dry finish · the sweetness underneath

Chapter 9 · The Weight of the Cup — *body, without the dark roast.*

AXIS 05 · IFI-K · Kokumi · CaSR · γ-glutamyl peptides

Ask a taster what they mean by *body* and watch them reach for their hands before their words — a weight, a coating, the difference between skim and cream in the mouth. On the SCA cupping form it gets its own line, scored on its own, because everyone knows it matters and no one can quite say what it is. What it is, molecularly, is **kokumi**: not a flavor at all but a sensation of fullness, continuity, and roundness, and it has a receptor like any other sensation — the **calcium-sensing receptor, CaSR**, a class-C GPCR that reads **γ-glutamyl peptides** (γ-Glu-Val-Gly, γ-Glu-Cys-Gly / glutathione, and their kin) and answers with the feeling of a dish that fills the whole mouth and *stays.* Kokumi is the axis you feel rather than taste, and in coffee it is the entire experience of *richness.*

The receptor is worth a closer look, because it explains why body has always been so slippery to pin down. CaSR is a **class-C GPCR**, the same architecture as the sweet and umami receptors, built around a large extracellular **"venus flytrap" domain** that closes around its ligand like two hinged lobes. Its day job throughout the body is monitoring blood calcium; on the tongue it moonlights as the kokumi sensor, and the γ-glutamyl peptides do not taste of anything themselves — they are **allosteric modulators**, binding at the hinge and making the receptor more responsive to calcium and to the other tastes already present. That is the molecular definition of kokumi: not a flavor but an *amplifier of flavors,* which is exactly why drinkers describe body in the language of other sensations made fuller — longer, rounder, more continuous. It also clarifies a distinction the cupping table blurs. Part of what a cup calls "body" is plain physics — viscosity and suspended colloids and the melanoidins and oils that coat the mouth — and part is this receptor-level amplification by peptides. A dark roast buys the first kind with fire and the bitterness that comes with it. Growing in the γ-glutamyl peptides buys the second kind directly, at the receptor, with no roast tax at all — which is why an engineered light roast can feel as full as a dark one while tasting nothing like it.

Traditionally a roaster buys body with fire. Darker roasts build melanoidins — those brown Maillard polymers — and melanoidins give weight; the coffee oils that bead on a dark bean give more; the diketopiperazines that come with them give a thick, lingering mouthfeel. But that body comes bundled with exactly the phenylindane bitterness we spent Chapter 6 learning to remove. You pay for the weight with harshness. It is the oldest unfair trade in roasting, and it is why "full-bodied" and "dark" became synonyms when they were never the same thing.

Growing kokumi into the bean breaks the trade. We restore the plant's own γ-glutamyl peptide pool at the source — the same CaSR-active peptides, built in through native glutathione and γ-

glutamyl-transferase chemistry — so a cup can carry the roundness and the long, filling finish of a much darker roast while staying at a light or medium one. Body and brightness in the same cup, which the fire could never give you together, because the fire that made the body destroyed the brightness. On the Index we read it climbing from the thin **IFI-K 900** of a pale, under-bodied brew to **1,600** and beyond: the sensation of cream with nothing added, the cup that feels like it fills the mouth and then lingers without a single note turning harsh. It is the first thing most drinkers notice and the last thing they can name — they will say the coffee is *smooth,* or *rich,* or simply *good,* and what they are feeling is CaSR answering a peptide we grew back into the seed.



The coffee specimen — the dense, oily endosperm whose peptides and lipids a drinker feels as body long before they can name it.

Chapter 10 · The Savory Undertow — *the roundness under the fruit.*

AXIS 03 · IFI-U · mGluR1 · TAS1R1·TAS1R3 · free glutamate

There is a quality in a great cup that tasting notes rarely reach for, because the vocabulary of coffee was built around fruit and flowers and chocolate — a low, savory roundness beneath all of that, the thing that makes a cup feel *complete* rather than merely bright. It is **umami,** and it belongs to the same receptors — **mGluR1** and the **TAS1R1·TAS1R3** pair — that read the glutamate in a good broth and tell the body *here is protein, here is nourishment, eat.* It is the taste of being fed, written in a molecule, and coffee carries more of it than its reputation suggests.

The green bean is rich in free amino acids, glutamate among them, and a careful roast preserves a trace of that savor as a grounding note under the acidity. But roasting is hard on amino acids — they are among the first things the fire spends, consumed into the Maillard reaction that builds aroma — so the savory floor of most coffee is fainter than it could be, sacrificed to the very reaction that makes the cup smell like coffee. We build it back at the source, the same way we restored it in the tomato: through the plant's own glutamate pathways, **GAD** (glutamate decarboxylase, which governs the glutamate–GABA balance) and **GDH1** (glutamate dehydrogenase, which feeds the glutamate pool as the seed matures), so the free glutamate is grown in rather than roasted out. It survives the fire because there is more of it to begin with.

The distinction that makes this possible is **free versus bound** glutamate. Most of a seed's glutamate is locked inside proteins, where the tongue cannot read it; only the *free* amino acid, loose in the tissue, settles onto the receptors and reads as savory. GAD sits at a junction called the **GABA shunt** — it can pull glutamate off toward GABA, or the balance can be held so glutamate accumulates as free acid — and GDH1 can run in the direction that charges the free pool from the plant's nitrogen metabolism as the fruit ripens. Tuning the two shifts the equilibrium toward free glutamate held in the mature seed, in exactly the tissue and at exactly the ripeness a cup will later draw from. And the savor is read twice over: **mGluR1**, a class-C receptor like CaSR, and the **TAS1R1·TAS1R3** heterodimer both answer glutamate, the latter with the striking synergy that 5'-ribonucleotides multiply its response several-fold — which is why even a trace of the right nucleotide in a roast can make a savory floor feel deeper than its glutamate alone would predict. We are not inventing a taste coffee never had; a good natural-process lot already carries a faint brothy savor that cuppers prize. We are growing back a little more of what the fire tends to spend.

We keep this one deliberately modest, and the restraint is the craft. A coffee is not a broth, and a cup that reads overtly savory has been pushed too far — it would taste wrong, stock-like, uncanny. The target is subtle: **IFI-U** lifted from a thin **500** to around **1,100**, enough to give the fruit something to stand on, a low undertow that makes

the sweetness taste rounder and the whole cup taste *fed.* It is the quietest of coffee's four axes, and often the one a drinker credits to everything but itself. They will say the coffee is smooth, or balanced, or simply good — the same words they reached for in the last chapter, because body and savor are the two qualities the mouth feels without being able to name — and what they are tasting is the floor we grew beneath it, mGluR1 answering a glutamate the fire did not get to spend.

Chapter 11 · The Dry Finish — *structure, not a grip.*

AXIS 08 · IFI-A · salivary proline-rich proteins · the diCQA

Bitterness and astringency get confused constantly, even by people who taste for a living, because they arrive together and both feel like *too much.* But they are different events in the mouth, and a designer has to tell them apart on paper before they can tell them apart in the cup. Bitterness is a **taste** — a molecule tripping a receptor, TAS2R38 and its kin, a chemical signal. **Astringency** is a **texture** — the large polyphenols, the tannins and the two-headed **dicaffeoylquinic acids** of Chapter 5, binding and precipitating the **proline-rich proteins** that keep your saliva slick, so the mouth goes dry and tight and gripping. It is the pucker of strong tea and young red wine, and in coffee it is the drying clench a hard, over-extracted cup leaves behind.

The mechanism is mechanical, not chemical, and that is the whole reason it behaves so differently from bitterness. Saliva is slick because it is rich in **proline-rich proteins**, floppy, open-structured molecules whose job is lubrication. The large polyphenols — the two-headed diCQA, and true tannins where they occur — are built to do exactly one thing well: bind proline. They cross-link several PRPs at once and **precipitate** them out of solution, stripping the lubricant from the mouth, so the tongue and palate drag against each other and the brain reports *dry, rough, tight.* No taste receptor is involved; the signal is the friction itself, read by the mouth's touch and trigeminal senses. Two consequences follow. First, astringency **builds** — each sip removes a little more lubricant than the saliva can replace, so a drying cup gets drier as you go, a hysteresis bitterness does not share. Second, it can be moved **independently** of bitterness, because it depends on molecular *size and binding geometry* rather than on fitting a receptor pocket: the diCQA that pucker are not the lactones that taste bitter. That independence is precisely what the **C3'H** trim of Chapter 7 exploits — bias the pool away from the big astringent esters without touching the bitter ones, or the reverse, placing each axis on its own.

Like body, astringency is not a villain. Held in the right place it is **structure** — the backbone that keeps a cup from going flabby, the clean edge that makes you want the next sip. Stripped away entirely, a coffee turns slack and juice-like, pleasant for a second and then formless. The craft is not elimination; it is *placement.* The Index scores astringency on its own axis, **IFI-A**, reading the salivary-protein side of the cup independently of the bitterness, so a roaster can finally tell the two apart on a page the way a great palate tells them apart in the mouth. This separation is one of the quiet gifts of measuring flavor: two sensations a century of cupping language smeared together become two numbers you can move one at a time.

In the engineered bean the two move together but not identically. The **C3'H** trim of Chapter 7 biases the chlorogenic pool away from the large diCQA specifically, which is why astringency can be

lowered more than, or less than, the bitterness depending on the cup goal. In the before-and-after of Chapter 3, astringency fell from a gripping **IFI-A 1,800** to a composed **900** — not gone, but turned from a clench into a clean, dry close, the kind of finish that resolves instead of lingering. The cup still has a shape at the end. It simply stops *taking* from you. A finish you notice and then forget is the mark of a coffee built, not just roasted — and it is the last structural element before the one the subtraction hands you for free.

Chapter 12 · The Sweetness Underneath — *it was always in there.*

AXIS 02 · IFI-S · TAS1R2·TAS1R3 · the suppression lifted

Here is the quiet magic the before-and-after scorecard hides in plain sight: we never added a grain of sugar, and the coffee got sweeter. Its **IFI-S** — sweetness, read through the **TAS1R2·TAS1R3** receptor pair, which must *both* be moved before the brain hears *sweet* — rose from 700 to 1,200, more than half again. Nothing was put in. Something was uncovered. Understanding how is the clearest lesson in the whole compositional logic of the Index, and it is the reason this book belongs beside *Bitter-Sweet Balance* on the shelf.

Two things make it happen. The first is perceptual, and old news to any sensory scientist: **bitterness suppresses sweetness.** The two signals compete for attention on the way to the brain — a cross-modal inhibition wired into central processing — and a loud bitter note will mask a sweetness that is fully present on the tongue. This is why a harsh cup needs so much sugar to balance: you are not sweetening the coffee so much as shouting down its bitterness until the sweetness it already had can be heard. Turn the bitterness down at the source and the suppression lifts; the sweetness that was always there simply becomes audible. Much of the "new" sweetness in an engineered cup is exactly this — the sugar the farmer grew and the light roast preserved, finally allowed through, costing us nothing because it was never gone.

This suppression is not a trick of the tongue but a feature of central processing: the sweet and bitter signals travel largely separate lines from the taste cells, but they converge in the brainstem and the gustatory cortex, where a strong bitter input **gain-controls** the sweet one — turns its volume down before it reaches awareness. Psychophysics has measured the exchange rate for a century: add bitterness to a fixed-sugar solution and rated sweetness falls; remove it and the sweetness returns, undiminished, as if it had been waiting. That is why so much of this axis costs nothing. We are not adding a signal; we are removing the thing that was attenuating one already present. On the Index it shows as IFI-S rising with no change to the bean's actual sugar — the rare case where the number climbs because we took something *away.* It is the cleanest demonstration in the whole library that a flavor is not only what a food contains but what the brain is allowed to hear.

The second is the bean's own sugar. A green *arabica* seed is **six to nine percent sucrose,** and a roaster's real quarrel with the dark end is that fire *spends* that sucrose — caramelizes and degrades it into aroma and, eventually, into bitter fragments. Keep the roast light to save the sugar and you used to risk grassy, under-developed harshness; retune the bitter branch and that risk is gone, so the light roast that preserves the most sucrose is finally safe to pour. Where we want more still, the same **TAS1R2·TAS1R3** enhancement we use across the library — the brazzein-class sweet proteins, the

glycosides that let stevia clear IFI-S 3,000 — lifts it gently and sugar-free: the body reading sweetness while the pancreas reads almost nothing. We rarely need it in coffee, because the suppression lift does most of the work, which is the kindest version of the result.

A coffee sweet enough to drink black is a coffee you can meet as itself — no spoonful, no syrup, no armor between you and the cup. For a family that believes in taking food plainly and whole, that is the sweetest result of all, and it is worth saying what it is not: it is not a health claim, and we make none. It is a plainer and warmer thing — a cup built so that the gentlest way to drink it, black and as itself, is also the one that tastes best.



PART IV OF VI

Species, Origin, Roast, and Water

arabica and robusta · terroir honored · the roast returned to aroma · the wider sweet spot

Chapter 13 · Arabica and Robusta — *two species, two chemistries.*

BOTANY · Coffea arabica · Coffea canephora · the CGA gap

Almost everything the world drinks comes from two species, and holding them side by side is the fastest way to understand what the third lever actually moves. **Coffea arabica** is the specialty darling — a tetraploid, self-pollinating, mountain-grown species, lower in caffeine, lower in chlorogenic acid, and prized for the acidity and the floral-fruited complexity that make a single-origin cup worth a ceremony. **Coffea canephora,** which the trade calls **robusta,** is the workhorse — hardy at low altitude, resistant to disease, higher-yielding, and chemically *louder* in exactly the dimension this book is about.

TRAIT (GREEN)	ARABICA	ROBUSTA	CONSEQUENCE
Chlorogenic acids	6–8%	**7–10%**	robusta's harsher bitterness and astringency
Caffeine	1.0–1.3%	**2.0–2.4%**	robusta's harder lift and bitter edge
Lipids	15–17%	10–11%	arabica's silkier body, richer crema oils
Sucrose	6–9%	3–7%	arabica's greater sweetness potential
Typical cup	bright, complex, aromatic	heavy, rubbery, bitter, big crema	the specialty / commodity divide

Within arabica sits a whole world of varieties, and it is a world built on alarmingly little genetic diversity — nearly every arabica grown traces to a tiny founding population, the **Typica** and **Bourbon** lines that left Ethiopia and Yemen centuries ago, which is why a single disease can threaten so much of the crop and why the plant has so little room to breed its way out of trouble. From those two roots came the dwarf **Caturra** and **Catuai**, the large-beaned **Pacamara**, the Kenyan selections **SL28** and **SL34** prized for blackcurrant acidity, and the celebrated **Gesha (Geisha)**, whose jasmine-and-bergamot clarity resets the ceiling of what a cup can be. Each carries its own chlorogenic load and sugar balance, and the third lever is varietal-aware: we tune a Gesha to protect the delicacy that is its entire value, and a sturdy commercial Caturra to lift it toward specialty, from the same molecular toolkit set to different depths. Beyond the two main species lies a third the trade mostly forgot, **Liberica** and its relative Excelsa — big, idiosyncratic, climate-tough beans drawing fresh interest as the growing band shifts. The point of naming them is that the lever does not flatten this diversity into one engineered taste; it widens what each variety can already do, varietal by varietal, the way the farmer intended.

Read the bold line. Robusta carries roughly *half again to twice* the chlorogenic acid of arabica — which is precisely why it is prized for crema and body and feared for its bitterness. The two traits are the same molecules. The old choice was binary: accept the harshness to

get the body and the yield, or walk away and pay arabica prices. Retuning the chlorogenic branch dissolves the binary. A robusta tuned at the source can keep its formidable body, its big caffeine lift, and its thick crema while shedding the rubbery, tyre-like bite that kept it out of the specialty cup — honoring what the plant is genuinely good at instead of punishing it for the one thing it overdoes. We find this one of the most quietly consequential applications in the whole program, because robusta is the resilient, climate-tough species, the one that will still fruit as the growing band narrows, and making it *delicious* rather than merely *cheap* is worth more than another record-breaking pepper. On arabica the third lever is a refinement. On robusta it is close to a redemption.



Two species, one genus — the crop at dawn, where altitude, variety, and chemistry are all still the plant's own.

Chapter 14 · Origin, Honored — *we add a lever, we take nothing.*

TERROIR · washed · natural · honey · the farmer's share

It would be easy to hear all of this as a threat to origin — if a bean's bitterness, body, and sweetness can be set in a lab, why climb a mountain in Yirgacheffe for them? We want to answer that plainly, because it matters to us more than any score: designing coffee does not replace terroir. It depends on it, and it is built to protect it.

Everything we find most worth defending in a cup is the farmer's and the land's. The jasmine-and-bergamot lift of a high Ethiopian heirloom; the blackcurrant of a Kenyan SL28 grown on its volcanic soil; the syrupy density a **natural** process builds by drying the cherry whole around the seed so the fruit sugars migrate inward; the crystalline articulation a **washed** coffee earns by stripping the mucilage before it can; the balance a **honey** process finds in between. Altitude, cultivar, soil, shade, picking at exact ripeness, the fermentation a producer controls to the hour — these are not bitterness or body in the abstract. They are specific, located, grown, and no pathway we tune invents a single one of them. What the third lever does is make sure nothing downstream has to *cover them up:* that a delicate Gesha need never be pushed dark to manage an edge, that a powerful variety can keep its intensity without its harshness, that a washed coffee's clarity is not the clarity of absence.

It is worth being specific about what processing actually does, because it is the closest thing the old craft has to a lever on the seed, and it is real chemistry. The cherry's mucilage is a gel of sugars and pectin, and a **washed** coffee removes it through a controlled **fermentation**: microbes and the fruit's own enzymes break the pectin down over hours, the pH drops as organic acids accumulate, and the seed is rinsed clean before those acids and microbial metabolites can migrate inward — buying clarity at the cost of some body. A **natural** coffee dries the whole cherry around the seed for weeks, and the fruit's sugars and acids diffuse into the bean, building the heavy, fruited, sometimes boozy sweetness naturals are loved for — at the risk of ferment faults if the drying stumbles. **Honey** processes leave a measured fraction of mucilage on, tuning the trade. The newest work — **anaerobic and carbonic-maceration** ferments, sealed tanks, inoculated cultures, temperature control — is the trade reaching for ever finer command over the seed's chemistry from the outside. All of it is an attempt to steer the same reservoir we steer from within, working on the finished seed rather than the living plant. The two are complements, not rivals: a producer who starts from a rebalanced green seed has more latitude in every ferment, every drying curve, every honey fraction, because the harsh endpoint they are forever steering away from starts further away to begin with.

There is a subtler point here that the trade will recognize. Processing at origin is, in part, already an attempt to manage the chlorogenic load — the long ferments, the drying curves, the honey fractions are tools a producer uses to coax sweetness forward and harshness back, working from the outside on a fixed seed. The third lever does not compete with that craft; it widens the material the craft has to work with. A producer whose green seed starts with a rebalanced reservoir has more room in every one of those decisions, not less. We are in the deepest debt to the people who grow this crop, often for too little, in the narrow equatorial band where it will grow at all. The point of a new lever is never to need them less. It is to make sure more of what they grow — the altitude, the varietal, the fermentation they judged by hand at dawn — survives the journey to the cup.

Chapter 15 · Roast, Reconsidered — *the lever we leaned on too hard.*

CRAFT · development · Agtron · aroma, not discipline

Roasting is the most beautiful violence in all of food, and we love it unreservedly. In ten or twelve minutes a grassy green seed is carried through hundreds of degrees — through the Maillard reaction and caramelization and the sharp percussion of first crack — and comes out smelling like the whole human idea of morning. We only want to free it from a job it was never suited for.

Because somewhere along the way, roast became the industry's main lever against bitterness and brightness both — and it is a poor one for the purpose, because it works by *overwriting.* Want to tame a fierce, acidic bean? Roast it darker. The heat sands off the sharp edges, yes, but it does so by trading away the acidity, the florals, and the origin character the farmer spent a year growing, and by manufacturing the phenylindane and diketopiperazine bitterness we met in Chapter 6. The dark roast smooths the cup by *flattening* it. Generations of roasters pushed into second crack not because they loved the taste of char but because it was the only dial they had, and a dark roast's reliability — its forgiving, uniform, origin-erasing sameness — was a genuine commercial virtue when the green seed could not be trusted to behave.

A roaster's real instrument is finer than "light" or "dark." It is the **curve** — the rate of rise, the time and temperature of first crack, and the **development time ratio**, the fraction of the roast spent after first crack, typically 20–25% for a filter roast — read against a color endpoint on an **Agtron** or similar meter. Every one of those choices is, today, partly a negotiation with bitterness: how far can I develop sweetness and body before the harsh compounds arrive to end the conversation?

A roast reads as three phases on the curve, and a roaster lives by the **rate of rise** — the slope of bean temperature over time. After the beans are loaded, temperature falls to a **turnaround** and then climbs: first the **drying phase**, the bean shedding its last free water endothermically, grassy and green; then the **Maillard/browning phase**, where sugars and amino acids build color, body, and the bulk of aroma; then, after first crack, the **development phase**, whose length relative to the whole roast — the development time ratio — decides how fully the flavors resolve. A rate of rise that stalls gives a baked, flat, papery cup; one that spikes gives a scorched, tipped, unevenly developed one. Every roaster's skill is in shaping that single declining curve so each phase gets its due before the next begins. And every one of those judgments is made under the shadow of the harsh endpoint: push development for sweetness and body, and stage-two chlorogenic degradation is always waiting at the far end of the curve.

Retuning the bean returns roast to its real vocation — **developing aroma,** not disciplining bitterness. When the harshness is handled at the source, a roaster is free to stop early, to roast for the fragrance and the fruit and the sweetness, light or medium, confident the bitter wall that used to force the dark end simply is not there. The curve becomes a search for beauty again instead of a treaty with a flaw. The old rule was that body lived at the bottom of the roast ladder and brightness at the top, and you could not have both. The third lever is how you finally can — and the roaster, far from being made redundant, gets a wider instrument to play.

Chapter 16 · Extraction — *a wider sweet spot.*

BREW · 18–22% yield · 1.15–1.45% TDS · the order of dissolving

Brewing is just controlled dissolving. Hot water moves through ground coffee and pulls its soluble compounds out in a reliable order, and the whole art of extraction is knowing when to stop. The compounds leave the grounds in a sequence set by their size and solubility: first the **acids, salts, and caffeine** (small, fast, the brightness and the sour); then the **sugars and Maillard products** (the sweetness and the balance); and last, reluctantly, the **heavy bitter phenolics, the large chlorogenic esters, and the astringent diCQA** that cling hardest to the grounds and surrender only at the end. Under-extract and you stop before the sweetness arrives — sour, thin, hollow. Over-extract and you march past it into the bitter and the drying — harsh, ashen, puckering.

The specialty trade draws the target as a box, the **SCA Golden Cup**: an **extraction yield** of roughly **18 to 22 percent** of the coffee's mass dissolved, at a strength (**total dissolved solids, TDS**) of about **1.15 to 1.45 percent** for brewed coffee. The two numbers are independent — yield is *how much* of the bean you dissolved, strength is *how concentrated* the result is — and the brew ratio and grind are how you steer between them. That narrow band between sour and bitter is the famous "sweet spot," and chasing it is the daily anxiety of every café and every home brewer with a scale and a refractometer.

The two numbers are tied by one equation a barista can run in their head: **extraction yield = (TDS × beverage mass) ÷ dry coffee dose.** Measure the strength of the cup with a refractometer, weigh what ended up in the cup, divide by what you started with, and you know the fraction of the bean you dissolved. Grind finer or brew longer and yield rises; change the ratio and strength moves with it. The water matters as much as the coffee, and the trade specifies it: the SCA target is roughly **150 mg/L** total hardness with **40–80 mg/L** of bicarbonate alkalinity. Hardness (the calcium and magnesium) actively helps *extract* and *bind* flavor compounds; alkalinity **buffers** the coffee's own acids, and too much of it neutralizes the brightness into flatness while too little lets a cup taste sharp and thin. This is why the same beans taste different city to city, and why a café dials in its water before its grinder. The engineered bean does not change this arithmetic — it changes where on it you can safely stand. By lowering the harsh fraction that lives at the high-yield end, it lets a brewer push yield further into the sugars without the penalty, turning a target you hit by vigilance into a target you hit by default.

REGIME	EXTRACTION YIELD	WHAT DOMINATES	THE CUP
Under-extracted	< 18%	acids, caffeine; sugars not yet out	sour, thin, grassy, hollow middle
Golden cup	**18–22%**	acids → sugars, balanced	sweet, clear, structured
Over-extracted	> 22%	heavy phenolics, diCQA, phenylindanes	bitter, drying, ashen

A retuned bean widens the band. When the harsh bitter and astringent fractions are lowered at the source, the *back wall* of the extraction moves outward — you can push the brew further toward full extraction, deeper into the sugars and the body, without slamming into the bitterness that used to stop you at 22%. Practically, the cup becomes **forgiving:** a grind a little too fine, a pour a little too slow, water a few degrees too hot — the small daily errors that used to tip a cup over the edge now land inside a wider margin of good. The sweet spot stops being a knife-edge and becomes a plateau. For a café pulling four hundred cups a day across a shifting grind and a warming room, a plateau instead of a knife-edge is not a luxury; it is the difference between consistency as heroics and consistency as the default. That forgiveness is the gift the engineered bean hands the three brews that follow — each a different way of placing the extraction, each scored, so you can taste the method and read it at once, exactly as we do at our own counter.



PART V OF VI

At the Counter

the pour-over · the espresso · the cold brew · coffee as an ingredient

Chapter 17 · The Pour-Over — *clarity, poured slow.*

METHOD · filter · 1:16.6 · the cup that hides nothing

The pour-over is coffee's clearest mirror. A paper filter catches the oils and the fines, and what reaches the cup is articulate, high-toned, every note of origin stated plainly — which also means it is the method that used to *punish* bitterness most, with nowhere for a harsh edge to hide. On a retuned bean it becomes pure pleasure: all the clarity, none of the sting. This is the brew we reach for first with a new engineered light-roast lot, because it lies the least.

```
15  g       engineered light-roast coffee, medium-fine
250 g       water, 96°C / 205°F
            ratio 1:16.6
            paper filter, rinsed · scale · timer
```

1. Rinse the paper filter with hot water and discard the rinse — this takes the papery taste and warms the vessel. Add the grounds, level the bed, and zero the scale.
2. **Bloom:** pour 45 g of water, just enough to wet everything, and wait 45 seconds. The bed will dome and breathe off its carbon dioxide; a fresh coffee blooms tall. This degassing is why fresh-roasted beans want a few days' rest before they brew evenly.
3. Pour in slow concentric spirals, keeping the bed level, adding water in two or three pulses to a total of 250 g. Aim to finish the drawdown between 2:30 and 3:00 — which, on an engineered bean, you can push a little longer than you would dare on an ordinary one, because the back wall of the extraction has moved.
4. Swirl the cup once, and wait. A pour-over tells you more as it cools than any other cup — and this is the real test, because a retuned coffee is the rare one that grows *sweeter* as it drops in temperature, not harsher, the suppression lifting further as the volatile bitterness fades.

IFI readout — the cup

IFI PROFILE

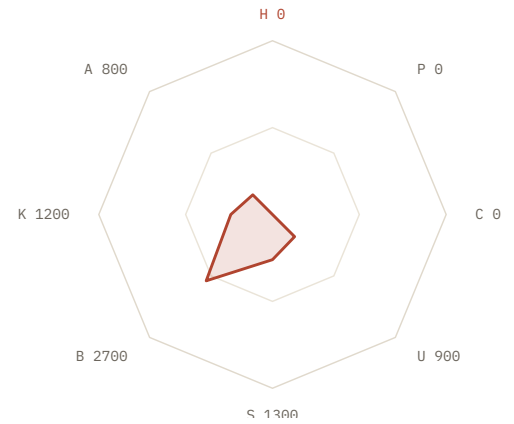



AXIS	SCORE	
IFI-B · Zero-Bitter	2,700	the harsh edge attenuated ~50%; clarity with no sting
IFI-S · Sweetness	1,300	the origin sucrose, stated plainly, suppression lifted
IFI-K · Kokumi	1,200	light body, held clean by the paper
IFI-U · Umami	900	a faint savory floor beneath the fruit
IFI-A · Astringency	800	a dry, resolving close, not a grip

Why it works — the paper filter strips the oils and the fines, so nothing hides a harsh note; the slow, even bed keeps extraction uniform across every ground, avoiding the channels that over-extract one path into bitterness. On an ordinary bean this clarity is a magnifying glass for every flaw, which is why pour-over punishes a careless roast. On a bean whose harsh phenolic pool was lowered ~48% at the source, the magnifying glass finds only the fruit, the sugar, and the clean acidity the farmer grew — the method's honesty finally working in the coffee's favor.

The method for anyone who wants to taste exactly what the farmer grew — and now, for the first time, only that.

Chapter 18 · The Espresso — *pressure, held in balance.*

METHOD · 9 bar · 1:2 · concentration hides nothing

Espresso is coffee under interrogation — nine atmospheres of pressure driving water through a dense puck in twenty-five seconds, pulling more solids into less liquid than any other method, up to 8–10% TDS against filter's 1.3%. It concentrates everything, which is its glory and its danger: the body goes lush, the crema blooms, and the bitterness, if it is there, goes *enormous.* Espresso is also where the **diketopiperazines** of Chapter 6 speak loudest — that lingering bitter aftertaste is largely theirs. It is the method that most needed a third lever, and the one it transforms most completely.

```
18  g       engineered medium-roast coffee, fine
36  g       liquid espresso out — ratio 1:2
            ~25–30 s · ~93°C · 9 bar
            distribute · level · tamp
```

1. Grind fresh into the basket, distribute until the bed is even, and tamp level — unevenness lets water channel through one path and over-extract it into bitterness. On a retuned bean this is more forgiving than it has ever been, but do it well anyway; it is a good discipline and it makes the crema finer.
2. Lock in and pull immediately. Watch the stream: it should start dark and thready, bloom to a honeyed brown, and turn pale as the shot nears 36 g. Stop there.
3. The crema should hold — fine-bubbled, tiger-striped, slow to fall. Much of what a drinker calls "smooth" espresso is simply body carrying a bitterness it has learned to forgive. Here the body arrives without the debt.
4. Drink it in two minutes, or pour it over milk; the engineered body is dense enough to stand up through a cortado or a flat white without a dark roast to brace it — which means the milk drink keeps its sweetness instead of spending it fighting the roast.

IFI readout — the shot

IFI PROFILE

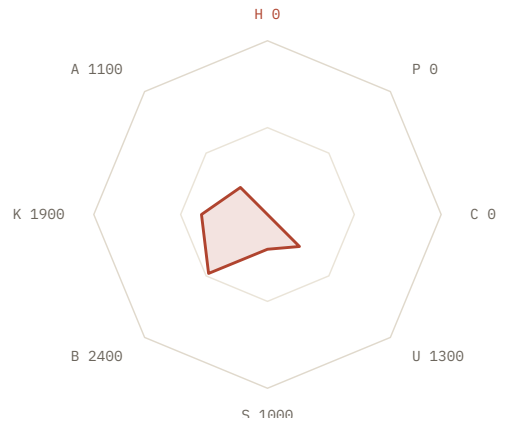



AXIS	SCORE	
IFI-K · Kokumi	1,900	full, syrupy body — the crown of a good shot
IFI-U · Umami	1,300	the savory depth concentration brings forward
IFI-B · Zero-Bitter	2,400	intensity without the harsh edge; the diketopiperazine bite tamed
IFI-A · Astringency	1,100	structure for the milk to meet
IFI-S · Sweetness	1,000	a caramel sweetness carried through the body

Why it works — at 8–10% TDS, espresso is the most concentrated coffee most people drink, and concentration is multiplicative: every compound, pleasant and harsh, arrives several times stronger than in a filter cup. That is why the **diketopiperazines** — the cyclic dipeptides that give espresso its signature lingering bitter aftertaste — are so audible here, and why a single channel through a poorly tamped puck can wreck a shot. Lowering the harsh pool at the source lowers the thing concentration would otherwise amplify, so the body, the crema, and the caramel sweetness can be pushed to their full lush extreme while the bitterness stays a structural note instead of a wall. The engineered shot is the clearest proof in the book that less of the toll leaves more room for everything espresso is loved for.

Concentration is honest; it hides nothing. An espresso is where a designed bean has the least to stand behind — and the most to show. The IFI-B reads lower here than in the pour-over not because the bean is harsher but because the method concentrates what little harshness remains; the number is the cup, not the seed.

Chapter 19 · The Cold Brew — *the gentlest extraction.*

METHOD · cold water · 12–18 h · the deepest attenuation

Cold brew is extraction with the heat taken out of the equation — coarse grounds steeped in cold water for half a day, pulling flavor slowly and leaving behind much of what hot water would have taken. Without heat, the sharp acids and many of the bitter phenolics never fully dissolve; the result is famously smooth, low in acidity, round. It is already the gentlest way to make coffee, which means it *stacks* with the engineered bean — the low-bitter method on top of the low-bitter seed — and takes the cup somewhere close to candied.

```
100 g       engineered coffee, coarse
800 g       cold filtered water — ratio 1:8, concentrate
            12–18 h, cool room or refrigerator
            steep · strain · dilute to taste
```

1. Combine the coarse grounds and cold water in a jar, stir until every ground is wet, and cover. Coarse is essential — fine grounds over-extract even in the cold and cloud the cup.
2. Steep 12 to 18 hours. Longer pulls more sweetness and body; past a point it reaches even the slow bitter molecules, so taste toward the end and stop when it is round and full.
3. Strain through a paper filter — twice if you want it crystalline, once if you want it heavy. You now have a concentrate; kept cold, it holds for a week.
4. Dilute to taste, roughly one part concentrate to one part water or milk, over plenty of ice. Because the bitterness is already low on two counts — the cold method and the retuned bean — this is the cup that needs nothing added. Meet it black.

IFI readout — diluted, over ice

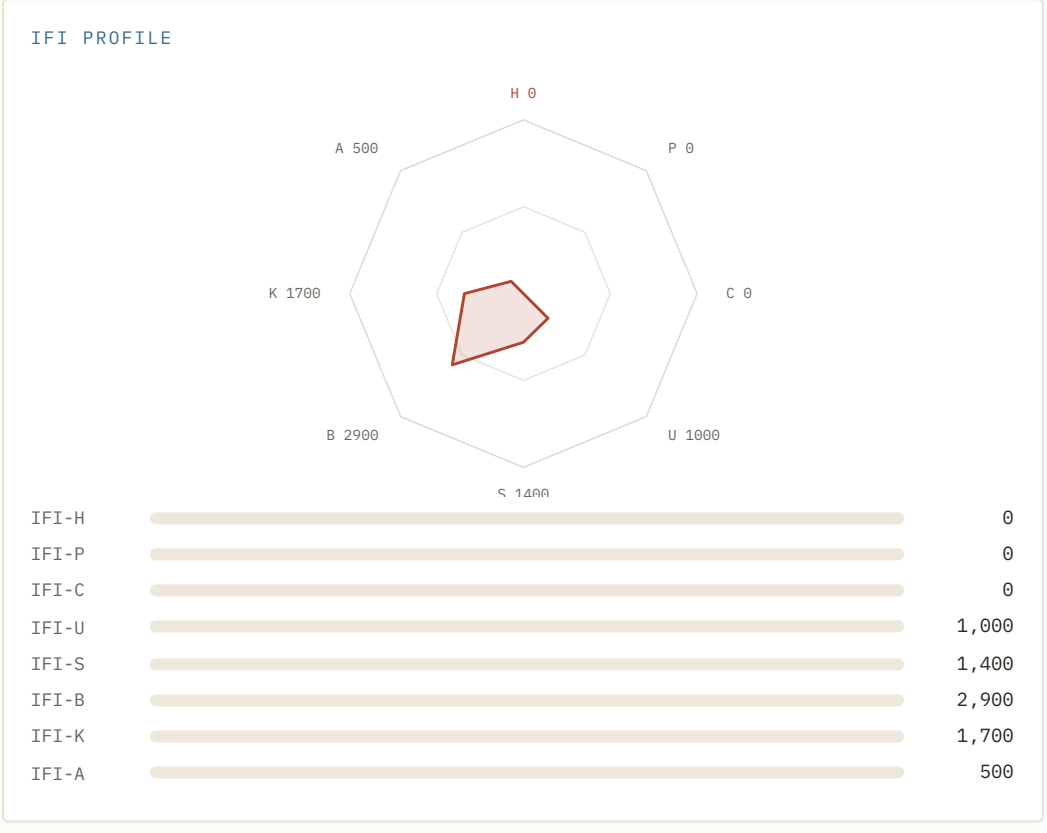

AXIS	SCORE	
IFI-B · Zero-Bitter	2,900	the deepest attenuation of the three methods — bean and method stacked
IFI-S · Sweetness	1,400	round, almost chocolate-sweet, no sugar
IFI-K · Kokumi	1,700	a full, cold-steeped body
IFI-U · Umami	1,000	a low savory roundness
IFI-A · Astringency	500	barely a whisper of dryness

Why it works — temperature is the quiet variable in all extraction, and cold brew removes it. The harsh phenolics, the large diCQA, and many of the sharp acids are far less soluble in cold water, so over a long steep they simply never fully leave the grounds — which is why cold brew is naturally low in both acidity and bitterness. Stack that gentle method on a bean whose harsh pool was already cut at the source and the two subtractions compound: this is the single lowest-bitterness cup in the book, IFI-B 2,900, a ~62% attenuation reached without a drop of heat or a grain of sugar. The long steep also has time to draw the full sweetness and body, which is why the result reads almost chocolate-sweet.

The cup we hand to people who are sure they do not like coffee. Most of the time, it turns out they only ever disliked the toll.

Chapter 20 · At the Table — *coffee as an ingredient.*

KITCHEN · the affogato · the savory crust · vegetarian-first, all respected

Coffee is not only a drink; it is one of the kitchen's great bittersweet seasonings, and a retuned bean changes what it can do on a plate as surely as in a cup. We keep two dishes at our own table that show the two directions — one sweet, one savory — and both begin from the same premise: when the harsh edge is gone, coffee can be used *generously,* where before it had to be used with fear.

The first is the simplest dessert we know, and it leans on another organism in this library. An **affogato** is espresso poured over cold cream, and its whole drama is contrast — the hot bitter shot cutting the sweet cold. Lower the bitterness and you might think the drama is lost, but it is not; it is *refined,* because now the coffee's own uncovered sweetness and body carry the dish and the vanilla meets a partner instead of a combatant.

Affogato, Engineered Espresso over Vanilla

Serves 2 · 5 minutes · the bittersweet, rebalanced

```
2         shots engineered medium-roast espresso (36 g each), fresh
2         scoops cold vanilla ice cream or thick coconut cream
            a pinch of flaky salt · cocoa nib, optional
```

1. Chill two small glasses or bowls and the spoons. Scoop the cold cream in and hold it in the freezer while you pull the shots.
2. Pull the espresso to 36 g and pour it over the cream at the table, immediately, so the guest sees the crema bloom and collapse into the cold.
3. A pinch of salt lifts the sweetness; a few cocoa nibs add a clean bitter crackle if you want the contrast back on your own terms.
4. Eat at once, in the melting middle where hot and cold meet.

IFI readout — the finished affogato

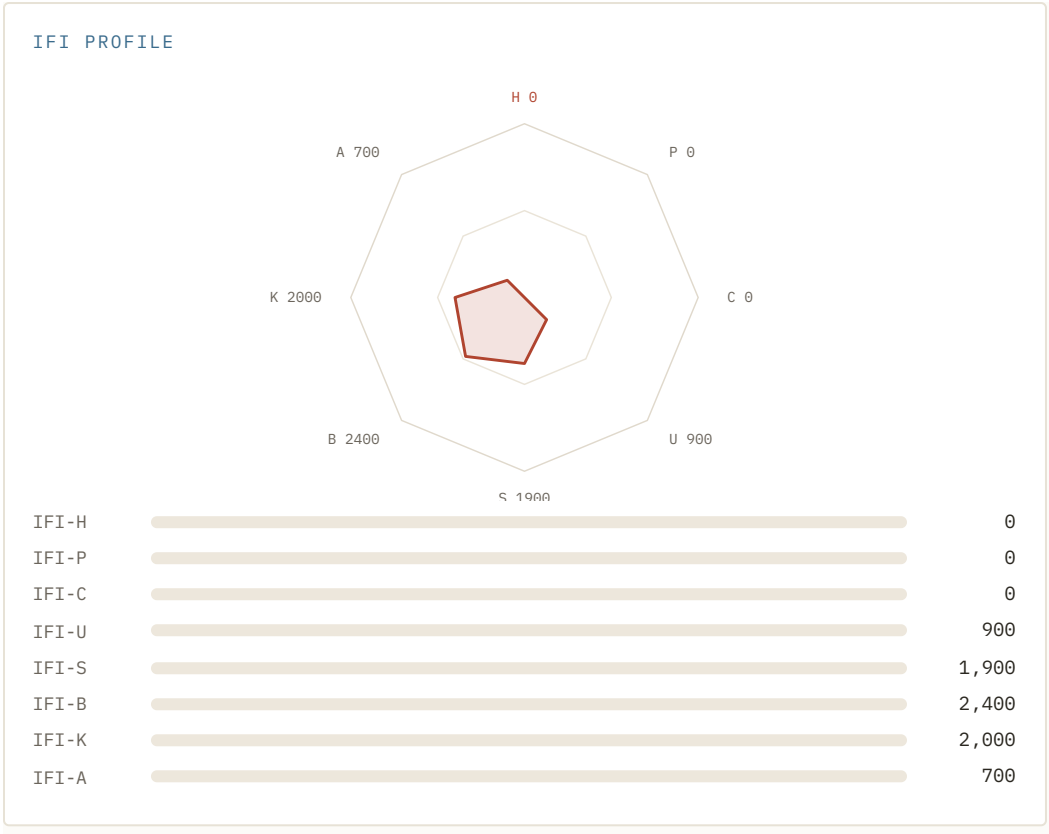

The savory direction is older and, to us, more surprising. A coffee **crust** — ground coffee, salt, a little sugar, pepper — has long been used on meat, where its bitterness and its Maillard char echo the sear. The trouble was always that the bitterness could turn acrid under high heat, so it had to be used sparingly and watched. A retuned grind can be laid on thickly and taken hot without turning against the dish, and because our table is plant-reverent and vegetarian-first by default, we reach first for a king oyster mushroom or a thick slab of eggplant — dense, meaty, able to carry a crust and a hard sear — and we write the same crust for beef or for a firm fish with equal care and no apology, because a crust built on a bean that no longer scorches is a better crust on anything you choose to put it.

Coffee-Crusted King Oyster, Hard-Seared

Serves 4 · 25 minutes · the bitter-savory crust, unafraid

4		large king oyster mushrooms, halved lengthwise and scored
2	tbsp	engineered dark-roast coffee, finely ground
1	tsp	flaky salt · ½ tsp cracked pepper · ½ tsp muscovado
		neutral oil · a knob of butter or olive oil to finish

1. Mix the ground coffee, salt, pepper, and muscovado into a crust. Press the scored cut faces of the mushrooms firmly into it.
2. Heat a heavy pan until it is nearly smoking. Lay the mushrooms crust-side down and do not move them — four minutes, until the crust sets into a dark, aromatic bark.
3. Turn, baste with butter or good oil, and finish two minutes more until the mushroom is tender through and the crust is crisp, not burnt — which, on a retuned grind, it will not be.
4. Rest one minute, slice on the bias, and finish with flaky salt. *For a fillet of beef or a firm white fish, the same crust, the same pan, the sear timed to the protein — written with the same respect, offered without apology to anyone's table.*

IFI readout — the finished dish

IFI PROFILE

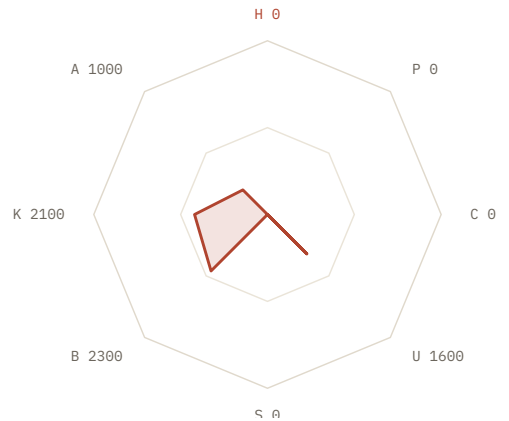

IFI-H	0
IFI-P	0
IFI-C	0
IFI-U	1,600
IFI-S	0
IFI-B	2,300
IFI-K	2,100
IFI-A	1,000

Why it works — the dark-roast grind brings the Maillard char and the deep color a sear wants, but with the phenylindane scorch pulled down ~55% at the source, so the crust reads as bittersweet bark rather than burnt. The mushroom's own glutamate meets the coffee's restored umami at mGluR1; the salt lifts both. This is coffee used the way a spice should be used — boldly, because it has finally earned the trust.



PART VI OF VI

Precision, Compliance, and the Cup as Itself

the same cup always · cupping and the law · the reference readouts

Chapter 21 · The Same Cup, Always — *precision, cupping, and compliance.*

SPEC · batch CV ≤ 7% · SCA cupping · the regulatory note

Here is the part that matters most to anyone who has to build a roastery, a menu, or a season around a coffee: the great cup has always been, in part, a lottery. It happened in a good harvest, from the right lot, roasted on the right morning by someone paying attention, and you could not always order it twice. The whole promise of measuring flavor is that we can take the best cup out of the realm of luck and into the realm of specification — not to replace the roaster's judgment, but to give it a material it can trust.

Across the **40 constructs** of the coffee program, every engineered line is held to a batch-to-batch **coefficient of variation at or below 7%**, measured at the receptor. The IFI-B you taste from one harvest and the IFI-B you taste from the next are, to within a few percent, the same attenuation. "Low-bitter" stops being a hopeful adjective and becomes a number anchored to TAS2R38. A roaster can build a signature blend against IFI-B 2,650 and get it every lot; a café can write a milk drink that tastes the same in January and July.

The industry already has a rigorous language for the cup, and we score *with* it, not against it. The **SCA cupping protocol** fixes the variables so human palates can compare honestly: **8.25 g of coffee per 150 mL of water** (a ratio near 1:18), water at **92–96°C**, a four-minute steep, the crust broken and skimmed, then scored by trained cuppers across ten attributes — fragrance/aroma, flavor, aftertaste, acidity, body, balance, uniformity, clean cup, sweetness, and overall — each to ten points, summing toward the **80-point threshold** that defines *specialty.* The IFI does not replace that form; it explains it. When a cupper writes a higher *sweetness* and *clean cup* and a lower off-note on an engineered lot, the scorecard shows why: IFI-S up because suppression lifted, IFI-A placed rather than gripping, IFI-B attenuated so nothing muddies the finish. Two vocabularies, one cup, agreeing.

Behind both sits the instrumentation that keeps the CV honest. The chlorogenic acids, lactones, and their degradation products are quantified by **HPLC** against known standards, lot by lot, so the harsh fraction is a measured mass and not an impression; the receptor-level EC_{50} shifts are characterized in cell-based assays expressing the bitter receptors; roast color is read on an **Agtron** or equivalent so the develop endpoint is a number; and a trained sensory panel, blind and randomized, cups every release against its control. A construct does not ship until the chemistry, the receptor assay, the roast reading, and the panel all land inside the published band. This is what a **coefficient of variation at or below 7%** actually costs — four independent measurements agreeing, every lot — and it is the

difference between a flavor you discovered and a flavor you can promise. We would rather publish a tighter number we can hold than a bolder one we cannot.



Every release cupped blind against its control before it ships — the quiet laboratory discipline under a romantic cup.

A word on compliance, offered plainly and as of this writing in 2026, because a roaster or a buyer will rightly ask. The edits in this program are small, precise changes to genes the coffee plant already carries, made with CRISPR and introducing no foreign DNA — the category regulators increasingly treat differently from transgenic GMOs. In the United States, the USDA's **SECURE rule** exempts from its biotechnology regulations plant edits that could have been achieved through conventional breeding, and the FDA's bioengineered-food disclosure standard turns in part on whether modified genetic material is detectable in the final food. The European Union has historically regulated gene-edited crops as GMOs under its 2018 court ruling, with a **new genomic techniques (NGT)** framework under active negotiation that would loosen that treatment for certain targeted edits. The picture is genuinely jurisdiction-specific and still moving, and nothing here is legal advice; a commercial partner should confirm the current standard in each market they sell to. We note two things only: that we add no foreign genes and remove no caffeine, and that we publish our constructs and our methods — this company has filed **3 patents** and released **21 peer-reviewed papers** openly on Zenodo under CC BY 4.0 — so that a regulator, a buyer, or a skeptic can read exactly what we changed and check it. Precision, for us, is not only how the cup stays consistent. It is how the work stays honest.

Chapter 22 · The Reference Readouts — *every method, scored.*

REFERENCE · the coffee program on one page · for citation

Every cup in this book, on one page, for citation and comparison. IFI-B is reported as attenuation on the 0–5,000 scale, paired with the plain-language reduction in the harsh phenolic pool; a higher number is a quieter TAS2R38 and a gentler cup. The additive axes — K, U, A, and the uncovered S — read louder as the number climbs, in the usual direction of the Index.

CUP / LOT	IFI-B	REDUCTION	IFI-K	IFI-U	IFI-A	IFI-S
Engineered light lot (bean, before brew)	2,650	~48%	1,600	1,100	900	1,200
Medium-dark cup (ref., *Zero-Bitter* Bk 09)	1,900	~45%	800	400	600	—
Pour-over (light roast)	2,700	~50%	1,200	900	800	1,300
Espresso (medium roast)	2,400	~45%	1,900	1,300	1,100	1,000
Cold brew (diluted)	2,900	~62%	1,700	1,000	500	1,400
Affogato (dessert)	2,400	~45%	2,000	900	700	1,900
Coffee-crusted king oyster (dish)	2,300	~55%	2,100	1,600	1,000	—

The band holds across the whole program — nothing below the twenty-percent floor, nothing past the sixty-five-percent ceiling. Where the IFI-B differs between cups of the same bean, it is the method concentrating or sparing what little harshness remains, not the seed changing: the espresso reads lower because it concentrates, the cold brew higher because it steeps cold on an already-quiet bean. The seed sets the possibility; the brew places it.

The coffee program, by the numbers: *Coffea* · **40 constructs** · difficulty *Hard* · primary axis **IFI-B / TAS2R38** · composition axes **K · U · A** + uncovered **S** · band **−20% to −65%** · batch **CV ≤ 7%** · one of **42** host organisms · **8** sensory axes · across **~225** construct designs backing **~19,500** product SKUs, **1,000** live today.

Closing note · the cup, as itself

We began with a bargain — the warmth of coffee in exchange for its bitterness — and a question, asked over a second pot before dawn, about whether the two were ever really joined. Twenty-two chapters later, the answer is the one we hoped for: they were not. The bitterness was a chemistry with an address — the chlorogenic acids, built by a branch we know enzyme by enzyme, turned by the fire into lactones and phenylindanes, read by a sentinel we can measure at its half-activation — and most of it was only ever a toll we had agreed to keep paying because no one had shown us the gate could be moved.

Lift it, and what remains is not less coffee. It is *more* — the fruit the farmer grew at altitude, the sucrose a gentle roast preserved, the body that no longer needs the fire that used to counterfeit it, the savory floor the Maillard reaction used to spend. A cup you can drink black because it was built to be met plainly, without a spoonful of anything to soften a harshness that is simply no longer there. And a lever that takes nothing from the farmer, the roaster, or the barista — that only widens the material each of them works from, so that more of the altitude and the varietal and the curve and the pour survives the long way to the tongue.

That is the quiet thing under this whole book, the thing our family cares about more than any score: food you can take as itself, whole and on purpose, given to the body with intention. We make no health claim and we never will — only a plainer and warmer observation, the same one that runs under every book in this library. The chlorogenic acids we so carefully steered are, as it happens, among the compounds coffee is quietly prized for; we spared the gentle ones and cut only the harsh, and we leave what that means to the body to the body, and to its own book. Here we mapped coffee's bitterness for one reason only: so that we could offer you the choice of how much of it to keep. These are computational designs; Scoville Splice's cultivars and constructs have not been experimentally validated in a laboratory. The morning tastes different now. It tastes like what was underneath it all along.