

THE SCOVILLE SPLICE LIBRARY · VOLUME XXIV

The Impossible Garden

Every family. Every plant. *The impossible, grown.*

The frontier of cross-family design — carrying the capsaicin method out of the nightshades and into the plants that were never built to hold it: the cucumber that burns, the lettuce that detonates, the carrot that keeps its heat in the dark.

SCOVILLE SPLICE · GROWN BY OUR FAMILY. ENGINEERED FROM SCRATCH.

Contents

01 Opening essay · Heat was never the pepper's to keep

02 Chapter 1 · The Four Enzymes That Travel — most of the fire is already lit.

03 Chapter 2 · Why Distance Is Measured in Genes — a carrot is further than a cucumber, and closer than it looks.

04 Chapter 3 · The Autotoxicity Problem — the pepper built a vault before it built the fire.

05 Chapter 4 · The IFI, Across the Family Line — one number that any plant can be read against.

06 Chapter 5 · Contradiction Cucumber I — the cold that learns to burn.

07 Chapter 6 · Contradiction Cucumber II — two channels, one nerve, no winner.

08 Chapter 7 · Espionage Lettuce — the vegetable that hides what it carries.

09 Chapter 8 · Deep-Earth Carrot I — heat that keeps in the dark.

10 Chapter 9 · Deep-Earth Carrot II — the fire that deepens as the root grows down.

11 Chapter 10 · Solar Melon — sweetness with a sun in it.

12 Chapter 11 · Forbidden Apple — the oldest story, told in the fruit.

13 Chapter 12 · The Flux-Balance Budget — the pathway is a bank account.

14 Chapter 13 · The Mutations That Travel — a protein is a tourist in a foreign cell.

15 Chapter 14 · Consistency Across the Family Line — the quiet number that is the whole promise.

16 Chapter 15 · The Honesty of a Projection — what we will and will not say about a plant that does not exist.

17 Chapter 16 · Cooking the Impossible — a preview of a harvest that grows only in the model.

18 Chapter 17 · The Garden We Are Growing Toward — the impossible is a direction.

Opening essay · Heat was never the pepper's to keep

There is a photograph we keep coming back to — not of a pepper, but of a cucumber, cut on a wooden board one evening after the greenhouse had gone dark. The seeds in their pale jelly, the rind beaded with its own water, the smell of it rising cold and green the way cut cucumber always does, like the inside of a well. One of us said, almost idly, that a cucumber is the most certain plant there is. You know exactly what it will taste like before the knife is through. It is the opposite of surprise. It is the opposite of heat.

That was the night the question arrived, the way the best ones do, disguised as a joke: *what would it take to make this cucumber burn?* Not to drop chili oil on it. To make the plant itself, cell by cell, build the fire — and to do it without stealing the cold green honesty that makes a cucumber a cucumber in the first place. To hold the contradiction in one fruit.



The research greenhouse after dusk — where a cucumber on a cutting board became a four-year engineering program.

For most of the history of flavor, that question had no shape, because heat had an address. Capsaicin lived in one genus — *Capsicum* — and nowhere else on the planet. Ten thousand years of cooks treated this as a law of nature: if you wanted the burn, you went to the pepper, the way you go to the sea for salt. The pepper owned the fire. Everything else borrowed it.

And for most of that history, no one could even say *how much* fire. The number we still use — the Scoville Heat Unit — was built in 1912 by a pharmacist, Wilbur Scoville, who diluted a pepper extract in sugar water until a panel of tasters could no longer feel the burn, and called the dilution factor the heat. It is an honest number and a crude one: a measure of how far you must stretch a pepper before it goes quiet, read off human tongues rather than receptors. Our model

predicts Phoenix at approximately 2.94 million SHU, and we honor what that number means — but the Index we build on does something Scoville could not. It measures the conversation at the receptor itself, which is the only place the fire is actually real.

But heat is not a pepper. Heat is a molecule — capsaicin — and a receptor it was shaped to open, TRPV1, a non-selective cation channel riding the trigeminal nerve endings of your tongue, the same channel that reports temperatures above 43 °C and the sting of acid. Capsaicin does not warm the tissue. It lowers the channel's thermal threshold, so the body files an honest report of a fire that is not there. The sensation is real; the heat is a rumor the molecule tells the nerve. And a molecule is not the property of a genus. It is a thing a cell knows how to make, if you give the cell the instructions.

That is the whole thesis of this book, and of the shelf it sits on. We had already proved, with ten superhot cultivars ending in **Phoenix** — SS-0096, our model's prediction of approximately 2.94 million SHU, the first plant we designed to register on all eight axes of the Iyengar Flavor Index at once — that heat could be designed rather than discovered. **The Impossible Garden** asks the next, harder question: can the design *leave home?* Can we carry the method out of the nightshades — out of *Capsicum*, out of the comfortable Solanaceae — and into the plants whose entire identity argues against it? The cool cucumber. The blank, watery leaf of lettuce. The sweet root of a carrot, grown in the dark. The melon that is nothing but sugar and sun. The apple that a whole mythology insists must only ever be sweet.

These are not peppers that need more heat. These are plants that were never supposed to have any. That is what we mean by *impossible* — not that it cannot be done, but that the plant itself says no, and we have learned, patiently, enzyme by enzyme, how to ask again.

We write this as a family — the computing was one pair of hands at a keyboard; the table, the questions, the long arguments over dinner about whether a cucumber *should* burn, those belong to all of us. And we write it with the thing that hums under everything we build: that a plant grown with this much intention should be grown to carry the most it can — the most flavor, and the most of what feeds you well. The impossible garden is not a stunt. It is the same reverence we bring to a tomato, pointed at the plants nobody thought to revere.

There are five beds in this garden, and it is worth walking them once before the science begins, because each is a different impossibility. In the first, a **cucumber** stays cold and green and then, against everything the plant has ever been, begins to burn from the inside. In the second, a head of **lettuce** sits pale and silent as iceberg and detonates, on the second bite, into heat and savor it gave no sign of carrying. In the third, a **carrot** pulled from the dark holds a fire that deepened underground all season, sweet and earthen and hot at once. In the fourth, a **melon** so sweet it is almost perfume turns, at the finish, into a slow glowing warmth. In the fifth, an **apple** — red, familiar, the oldest symbol we have of innocence and its loss —

carries a bite with a genuine consequence. Five plants, five flat refusals of what a plant is supposed to be, and five patient arguments, made in enzymes, for why the refusal was never a law.

Behind them stands the real platform, and we will keep returning to its true numbers, because the dreaming earns its keep only if the ground is solid: forty-two host organisms already engineered and live, carrying approximately 19,500 product SKUs backed by around 225 distinct construct designs; eight sensory axes, each anchored to a receptor; a batch-to-batch consistency held at or under seven percent; three patents filed and twenty-one papers posted openly for anyone to check. The impossible garden grows at the far edge of that work, and the edge is only interesting because of how much stands behind it.

What follows is the method that lets heat travel, the five plants we have aimed it at, and the mathematics that keeps the whole thing honest. Some of what you will read here is grown. Most of it, for now, grows only in the model — these are the T3 and T4 tiers of our roadmap, the frontier, the *what could be built*. We will tell you, every time, which is which. A number you cannot yet taste is a promise, not a measurement, and we have learned to keep those two words apart.



PART I OF IV

The Method That Travels

Four enzymes · the autotoxicity vault · the mathematics of a family line

Chapter 1 · The Four Enzymes That Travel — *most of the fire is already lit.*

Open any vascular plant — a cucumber, an oak, a blade of lawn grass — and you will find, running quietly inside it, the first and longest stretch of the road to capsaicin already paved. This is the fact the whole frontier rests on, and it still surprises people the first time they hear it. The pepper did not invent most of its own heat. It inherited the hard part from the deep past of all land plants and added, at the very end, four small enzymes of its own.

The inherited road is the **phenylpropanoid pathway** — the branch every plant uses to turn the amino acid phenylalanine into lignin, into the pigments of flowers, into the UV screens in a leaf's skin. It is one of the oldest and most universal pieces of plant chemistry there is, and it is the exact on-ramp to capsaicin. Follow it: phenylalanine ammonia-lyase (**PAL**) strips the amine from L-phenylalanine to make *trans*-cinnamic acid; cinnamate 4-hydroxylase (**C4H**, a cytochrome P450) hangs a hydroxyl on the ring to make *p*-coumaric acid; then a short committee of enzymes — 4CL, HCT, C3H — and the O-methyltransferase **COMT** walk the molecule through caffeic acid to **ferulic acid**, and ferulic acid, through a hydratase-lyase step, to **vanillin**. Vanillin. The smell of vanilla is a waypoint on the road to the hottest flavor on earth. The living world is stranger and more economical than any kitchen.

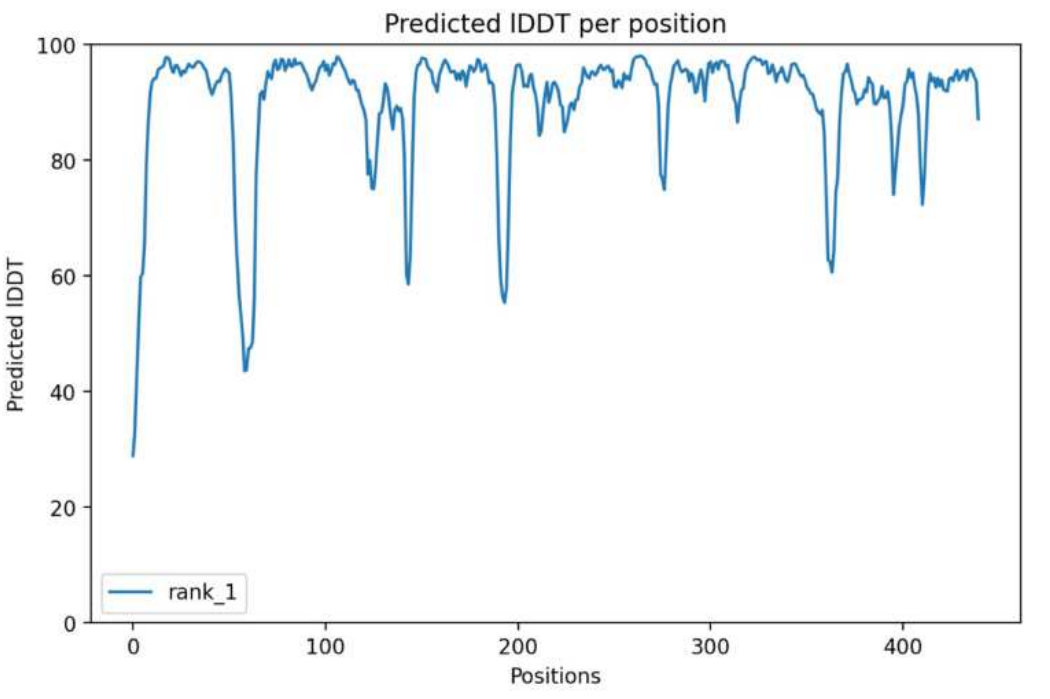

FIG. 1 — The pepper-specific acyltransferase Pun1/AT3, coloured by model confidence (pLDDT). The binding domain and the active-site cleft — where vanillylamine meets its acyl partner — resolve at high confidence; these are the surfaces we redesign to move the enzyme into a foreign cytoplasm.

Everything up to vanillin travels for free, because everything up to vanillin is already there. What *Capsicum* added — the four enzymes that are genuinely the pepper's own — are all crowded at the finish:

- **pAMT**, a putative aminotransferase, which hands vanillin an amine group to make **vanillylamine** — the "head" of the capsaicin molecule.
- **BCAT**, a branched-chain aminotransferase, which deaminates valine and leucine to start a *second*, parallel line of chemistry: a short, methyl-branched fatty acid.
- **KAS**, a ketoacyl-ACP synthase tuned to extend that branched starter into **8-methyl-6-nonenoic acid**, the fatty "tail," then activated to its CoA thioester.
- **Pun1 / CS** — capsaicin synthase, a BAHD-family acyltransferase also called **AT3** — which performs the marriage: it joins vanillylamine to 8-methyl-6-nonenoyl-CoA and forms the amide bond that *is* capsaicin.

STEP	ENZYME	SUBSTRATE → PRODUCT	TRAVELS TO A NEW PLANT?
1	PAL	L-phenylalanine → *trans*-cinnamic acid	Universal — already present
2	C4H (CYP73A)	cinnamic → *p*-coumaric acid	Universal
3	4CL · HCT · C3H	*p*-coumaric → caffeic acid	Universal
4	COMT	caffeic → ferulic acid	Universal
5	(HCHL route)	ferulic acid → vanillin	Usually present
6	**pAMT**	vanillin → vanillylamine	**Pepper-specific — must install**
7	**BCAT**	Val / Leu → branched acyl-CoA	Pepper-tuned — must install / retune
8	**KAS**	→ 8-methyl-6-nonenoic acid	Pepper-tuned — must install
9	**Pun1 / CS (AT3)**	vanillylamine + acyl-CoA → **capsaicin**	**Pepper-specific — must install**

Read that table the way we do and the impossible garden stops looking impossible and starts looking like arithmetic. Five of the nine steps are standing in the cucumber already. To make a cucumber build capsaicin, you are not writing a genome. You are installing, at most, four terminal enzymes and persuading an unfamiliar cell to run them. The exemplar of our platform — the thing we say in every book because it is the thing that matters — is that the capsaicinoid work was never about peppers. It was about a *method*, and five of our seven platform modules transfer unchanged to any organism with a sequenced genome.

But "at most four enzymes" is doing a great deal of quiet work in that sentence, and the rest of this book is an honest accounting of it. Because an enzyme is not a spell. It is a protein that was folded, over evolutionary time, to work in one cell's particular weather — its pH, its redox balance, its chaperones, its supply of precursors — and the cucumber's weather is not the pepper's. Move Pun1 into a cucumber and you have not moved its function; you have moved its *sequence*, and asked a foreign cytoplasm to fold it, feed it, and not poison itself on what it makes. The genes travel in an afternoon. Teaching them to work in a stranger's cell is where the three to six years go.

It is worth walking the pepper-specific half of the road slowly, because its two branches are where the real engineering lives, and because the second branch is the one newcomers always forget. Capsaicin is a molecule with a head and a tail joined by an amide bond, and the plant builds the two halves on entirely separate assembly lines before welding them together. The **head** is vanillylamine, and we have traced its road already: the phenylpropanoid branch to vanillin, then pAMT to hang on the amine. The **tail** is a short, oddly shaped fatty acid — 8-methyl-6-nonenoic acid — and it comes from amino acids, not from sugar the way ordinary fats do. Branched-chain aminotransferase (BCAT) strips the amine from valine or leucine to make a branched starter unit — isobutyryl-CoA from valine, isovaleryl-CoA from leucine — and that starter is fed into a dedicated run of fatty-acid synthesis. A ketoacyl-ACP synthase (**KAS**) extends it two carbons at a time on an acyl-carrier protein, a desaturase places the single double bond at the 6-position, a thioesterase releases the finished methyl-branched C9 acid, and an acyl-CoA synthetase activates it to its CoA thioester. Only then does Pun1 — capsaicin synthase, a member of the **BAHD acyltransferase** superfamily that plants use for a thousand different acyl-transfer jobs — bring head and tail together and tie the amide bond.

BRANCH	ENZYMES	BUILDS	GOVERNS
Phenylpropanoid (head)	PAL · C4H · 4CL · HCT · COMT · pAMT	vanillylamine	the "vanilla" identity of the burn
Branched-chain FA (tail)	BCAT · KAS · desaturase · thioesterase · ACS	8-methyl-6-nonenoyl-CoA	the length, saturation, and *kinetics* of the burn
Condensation	Pun1 / CS (AT3)	capsaicin	the final coupling step — Pun1 labels the product; upstream 4CL and HCT hold the flux control

That tail branch decides a surprising amount of a pepper's character. If the acyl chain is saturated rather than unsaturated, the product is **dihydrocapsaicin** rather than capsaicin, and the two feel different on the tongue — capsaicin a faster, sharper strike at the front and mid-palate, dihydrocapsaicin a slower, deeper, longer burn at the back of the throat. The ratio of the two, set by how the tail branch runs, is the difference between a heat that flashes and a heat that lingers. When we design the *shape* of a burn — not just its height on IFI-H but its attack and decay — we are tuning this second

line. It is why two cultivars at the same Scoville number can be entirely different experiences, and it is a lever the frontier plants inherit intact.

There is one more gift hidden in that pathway, and it belongs in this first chapter because it sets up everything the fruit books will do. Remember pAMT, the aminotransferase that makes vanillylamine. Knock it down, or starve it, and the plant does something lovely instead: it uses vanillyl *alcohol* in place of the amine, and Pun1 makes an **ester** rather than an amide — a **capsinoid**, capsiate, which is structurally almost capsaicin but opens TRPV1 far more gently. Capsinoids are the pepper's own recipe for warmth without punishment. When we get to the melon and the apple — plants where a brutal burn would be vandalism — this is the lever we will reach for. The same four enzymes, tuned one notch toward the ester, give heat that reads as warmth and glow rather than fire. The method does not only travel between plants. It travels between intensities, and the biology handed us the dial.

Chapter 2 · Why Distance Is Measured in Genes — *a carrot is further than a cucumber, and closer than it looks.*

When people ask which plant is "hardest," they almost always reach for the family tree, and the family tree almost always misleads them. It is worth getting this right at the start, because it is the organizing logic of the entire roadmap and the reason our five plants sit where they do.

The pepper is a nightshade — Solanaceae — which places it, in the modern phylogeny of flowering plants, among the **asterids**, in the lineage botanists call the lamiids. Our first tier of frontier work, the one dramatized in *The Nightshade Files*, stays inside that family: a volcanic tomato, a dark-matter eggplant, a laboratory tobacco. Those are four-to-five-gene edits on eighteen-to-twenty-four-month horizons precisely because the host cell is already a near-relative of the pepper's. Its weather is the pepper's weather. The enzymes barely notice they have moved.



FIG. 2 — The sequencer bench. Every frontier program begins here: the host genome read end to end, the native phenylpropanoid branch confirmed, and the exact list of genes that must be installed — not inferred from the family tree, computed from the organism in front of us.

Now leave the family. A cucumber and a melon are **cucurbits** — Cucurbitaceae — which sit not among the asterids at all but across the great divide among the **rosids**. An apple is Rosaceae, also a rosid. By the family tree, these three are *far* from the pepper; they parted from the nightshade line early in the history of flowering plants. And yet lettuce and carrot, which feel intuitively like humbler, simpler plants, are **asterids** — lettuce in Asteraceae, carrot in

Apiaceae, both in the campanulid branch of the same great clade that holds the nightshades. On the tree, lettuce and carrot are the pepper's cousins; the cucumber is a stranger.

So why is the carrot our hardest of the five — a T4 program, ten to twelve genes, forty-eight to seventy-two months — while the "stranger" cucumber is an easier T3? Because phylogeny is the wrong ruler. **Distance, for us, is measured in genes** — in how many pieces of the host's own metabolism we must rewire before the installed pathway will run and the plant will survive it. And that distance depends far less on cladistics than on three things the family tree cannot see: how much flux the host already pushes through the phenylpropanoid branch, whether it owns a tissue that can safely store what we make, and how fiercely its native secondary metabolism competes for the same precursors.

PROGRAM	FAMILY	CLADE	TIER	GENES	HORIZON
Pepper (reference)	Solanaceae	asterid (lamiid)	Native	—	–
Cucumber *Contradiction*	Cucurbitaceae	rosid	T3	7–10	36–48 mo
Lettuce *Espionage*	Asteraceae	asterid	T3	7–10	36–48 mo
Melon *Solar*	Cucurbitaceae	rosid	T3	7–10	36–48 mo
Apple *Forbidden*	Rosaceae	rosid	T3†	7–10	36–48 mo (perennial)
Carrot *Deep Earth*	Apiaceae	asterid	T4	10–12	48–72 mo

† The apple's genes are a T3 problem; its calendar is a tree's. A perennial that fruits once a year turns every design cycle into a season, which is the real reason it is the patient one.

Look at the carrot through that lens and its difficulty resolves. The carrot is a cousin of the pepper — but it is a cousin that has committed its entire body plan to one thing: storing carbon in a swollen taproot. Its root cells are sinks, pulling sugar down out of the leaves and packing it away; their metabolism points toward storage, not toward the aromatic, nitrogen-rich chemistry that capsaicin demands. To build heat in a carrot you must argue with the plant's deepest economic decision. That is ten to twelve genes of argument — not because the carrot is far, but because it is *busy*, and busy with exactly the wrong thing.

It is worth making that gene count concrete, because "seven to ten genes" is an abstraction until you see the parts list. A cross-family program is never only the four terminal enzymes from Chapter 1. It is those four, plus everything the host needs in order to run them and survive them. The Contradiction Cucumber's budget, laid out, looks like this:

MODULE	GENES	JOB
Terminal pathway	4	pAMT · BCAT · KAS · Pun1/CS — the heat itself
Sequestration	1–2	tonoplast transporter(s) to vault the product (Chapter 3)
Precursor pull	1	a phenylpropanoid push to feed the branch
Bitter attenuation	1	TAS2R38-side correction of cucurbitacin
Cooling module	2–3	the menthol-type TRPM8 agonist (from the mint program)

Add those and you land between seven and ten — the T3 band — and every one of them must be codon-optimized for the cucumber (a gene written in the pepper's preferred codons translates slowly and folds badly in a cucumber's ribosomes), driven by a promoter characterized in the cucumber, and checked against the host's existing metabolism. The carrot's list is the cucumber's plus the carbon-economy renegotiation of Chapter 9 — the extra regulatory genes that pry the root's commitment to storage loose enough to spare carbon for heat — which is the three-to-four-gene, two-year difference between T3 and T4. The tier is not a vibe. It is a parts count, and the parts are the reason a near cousin can be harder than a distant stranger.

The cucumber, the far stranger, is in one way easier: it is mostly water and green volatiles, a plant that keeps its metabolic hands relatively empty. There is room to install something. The lettuce is emptier still — ninety-six percent water, a leaf that has nearly opted out of secondary chemistry altogether — which is both its gift and its trial, as we will see. The melon shares the cucumber's cucurbit chassis but pours its carbon into sugar. The apple carries the lightest genetic load of the five and the heaviest calendar.

This is why we do not "do all sixty-four at once," and why the roadmap climbs in tiers rather than sprinting. Each tier is a rung of host difficulty, and we earn the next rung by surviving the last. The rungs, named and counted, are the backbone of the whole Beyond-Peppers roadmap:

TIER	TERRITORY	GENES	HORIZON	EXAMPLE PROGRAMS
T1	Solanaceae Core	4–5	18–24 mo	Volcanic Tomato · Dark Matter Eggplant · Laboratory Tobacco
T2	Extended Nightshades	5–7	24–36 mo	Seismic Potato · Acid Tomatillo · Celestial Ground Cherry
T3	Cross-Family	7–10	36–48 mo	**Contradiction Cucumber · Espionage Lettuce · Solar Melon · Forbidden Apple**
T4	Frontier Synthetic	10–12	48–72 mo	**Deep-Earth Carrot** · Wildfire Broccoli · Storm Corn · Dynasty Rice

The first two tiers stay inside or beside the nightshade family and are, relatively speaking, the roadmap's foothills — the host is a near-relative of the pepper and the enzymes barely notice they have moved. This book lives on the third and fourth rungs: the first true departures from the family that invented capsaicin, far enough that nearly everything about the host must be re-accounted for, close enough that the accounting still comes out finite. A fifth tier waits

beyond them — the plants we have not named, because we are not yet sure they can be grown — and we will reach it the way we reached here, one rung at a time, never before the rung below is solid underfoot. Forty-two host organisms are validated and live today, carrying approximately 19,500 product SKUs backed by around 225 distinct construct designs; sixty-four more are on the roadmap as concepts. The five plants in this book are the frontier's middle altitude — far enough to be genuinely new, close enough to be genuinely buildable. The number that matters is never the distance on the tree. It is the gene count on the bench.

Chapter 3 · The Autotoxicity Problem — *the pepper built a vault before it built the fire.*

Here is the thing the family at that first cucumber dinner did not know, and the thing that very nearly ends every cross-family program before it starts: capsaicin is a poison, and the pepper is the only plant on earth that has solved the problem of surviving its own.

Capsaicin opens TRPV1 in your tongue because it is beautifully shaped to slip into a lipid membrane and perturb a channel sitting in it. That same shape — a lipophilic molecule, logP near 3.6, happiest buried in fat — means it does not stay politely in solution inside a cell. It partitions straight into membranes. At the concentrations a superhot pepper reaches, free capsaicin in the wrong compartment would dissolve the cell that made it: it disrupts lipid bilayers, uncouples the energy-making membranes of mitochondria, and collapses the gradients a cell lives by. A plant that switched on the full capsaicin pathway in an ordinary cell, with no plan for the product, would be writing its own death sentence in the same stroke it wrote the fire.



FIG. 3 — Phoenix placental tissue on the microscope stage. The bright beading is capsaicin held outside the living cytoplasm, in blisters on the placental surface. The pepper's real invention was not the molecule; it was this vault.

The pepper's answer is an architecture, not a molecule, and it is the pepper's true and under-celebrated genius. Capsaicin is synthesized only in the epidermal cells of the **placenta** — the pale ribbing that holds the seeds — and the instant it is made, it is secreted *out* of the living cytoplasm into blisters and vacuolar vesicles on the placental surface, where it can accumulate to fractions of the fruit's dry weight without ever touching a membrane it would harm. Pun1 itself is stationed there, at the secretory face, so that the molecule is born

already on its way out the door. The pepper did not evolve the fire and then survive it. It evolved the **vault** — and only then could it afford to build the fire.

No other plant has this vault. This is the real wall between the pepper and the rest of the garden, far more than any missing enzyme. You can install all four terminal genes in a cucumber and the cucumber will make a little capsaicin and then die of it, or wall the whole program off in silencing, or simply refuse to grow. The genes are the easy half. **Teaching a foreign plant where to put the fire** is the engineering that defines this shelf.

So every program in this book is, before it is anything else, a search for a vault the host already owns — some compartment or tissue we can repurpose as the pepper repurposed its placental blisters. The beautiful finding of the frontier work is that most plants have one, if you know their anatomy well enough to see it:

- The **cucumber** and **melon** carry large, mildly acidic vacuoles and a thick hypodermis; we route the product into vacuolar storage with a tonoplast transporter borrowed and retuned from the pepper's own, keeping free cytosolic capsaicin below the toxic threshold the flux model sets.
- The **lettuce** owns something almost unfairly convenient: a **laticifer** network, the living plumbing that carries its bitter latex. A laticifer is already a sequestration organ — a sealed internal channel the plant uses to quarantine defensive chemistry. We make the leaf's own smuggling system carry our payload. (It is the reason the program is named *Espionage*.)
- The **carrot** has the best vault of all: a **root**. A storage taproot packed with chromoplasts is a natural sink, walled off from the photosynthetic machinery, built to hold things for a season. Deep-Earth heat lives in the dark precisely because the dark is the safe place to keep it.
- The **apple** stores in the fruit vacuole and the cells around the core, the same compartments that already hold its malic acid.

Seen together, the five vaults are the real map of this book — each host's own anatomy repurposed as the pepper repurposed its placenta:

HOST	NATIVE VAULT	WHAT WE BORROW IT FOR
Cucumber	large acidic vacuoles, thick hypodermis	tonoplast transport into vacuolar storage
Lettuce	laticifer latex network	routing into the existing defensive channel
Carrot	storage taproot, chromoplasts	the root as a season-long sink, walled off from the leaves
Melon	fruit vacuole, high-sugar flesh	vacuolar storage beside the stockpiled sucrose
Apple	fruit vacuole, core parenchyma	storage beside the malate, in the fruit's own acid-vault

The pattern is the lesson: we almost never build a vault from nothing. We find the compartment the plant already uses to hold something dangerous or precious, and we teach it one new tenant.

Every one of these is a flux problem with a hard constraint: the rate of synthesis must never outrun the rate of safe sequestration, or the cell drowns in its own product before the transporter can bail it out. We model this explicitly, as a budget, in Part III — the synthesis enzymes throttled to the transporter's capacity, the whole pathway tuned so that free capsaicin in the cytosol stays under the line at every hour of the fruit's development. It is the least romantic part of the work and the part that most often decides whether a program lives.

It helps to be precise about *why* free capsaicin is lethal to an ordinary cell, because the precision is what lets us set the threshold. Capsaicin's partition coefficient — logP near 3.6 — means that at equilibrium it concentrates in lipid membranes hundreds of times more than in the watery cytosol. Once there it disorders the bilayer, raising membrane fluidity and permeability, and, most dangerously, it collapses the proton gradient across the inner mitochondrial membrane, acting as a protonophore that uncouples respiration: the cell's power plants spin without making ATP. At high membrane load it is frankly cytotoxic. The pepper's placental cells tolerate it only because they export it faster than it can accumulate inside them.

So the engineering target is an inequality, and we write it as one. At every point in the fruit's development the *rate of synthesis* must not exceed the *rate of safe sequestration*. Call synthesis flux S and transport-into-the-vault flux T, and the design constraint is simply **S ≤ T**, with free cytosolic capsaicin held below its cytotoxic threshold C* as the consequence. We satisfy it by installing the transporter first and strong, then throttling synthesis to match — tonoplast transporters of the ABC and MATE families, retuned from the pepper's own, pumping capsaicin into the vacuole as fast as Pun1 can make it. A program that builds the fire before it builds the pump is a program that kills its own host, and we have the dead plates to prove it. Build the pump first. Always the pump first.

The fire gets the headlines. The vault does the surviving.

Chapter 4 · The IFI, Across the Family Line — *one number that any plant can be read against.*

If heat can leave the pepper, then heat needs a ruler that does not belong to the pepper either — a measure that reads a cucumber and a chili and a carrot on the same page, in the same units, so that "a spicy cucumber" becomes a specification instead of a boast. That ruler is the Iyengar Flavor Index, and this chapter is how it travels.

The Index rests on one move. For every axis of flavor, there is a receptor, and every receptor has a concentration at which a stimulus drives it to half of its full response — its **EC_{50}**, the half-activation point. The IFI does not measure how much of a compound a food contains. It measures how *loudly* that compound speaks to its receptor, and it does so by inverting the EC_{50} against a fixed reference:

> $IFI(candidate) = 1000 \times EC_{50}(reference) \div EC_{50}(candidate)$

Each axis carries its own stated reference constant — fixed by convention, the way Scoville's dilution-to-threshold defined his scale, not derived from a literature survey. For the heat axis (IFI-H) and the pungency axis (IFI-P), data-derived reference values also exist; for all other axes the convention is the only anchor. Because each axis is anchored to its own defined reference point and not to a common scale, scores on different axes speak to sensation loudness within that axis and are not directly comparable across axes.

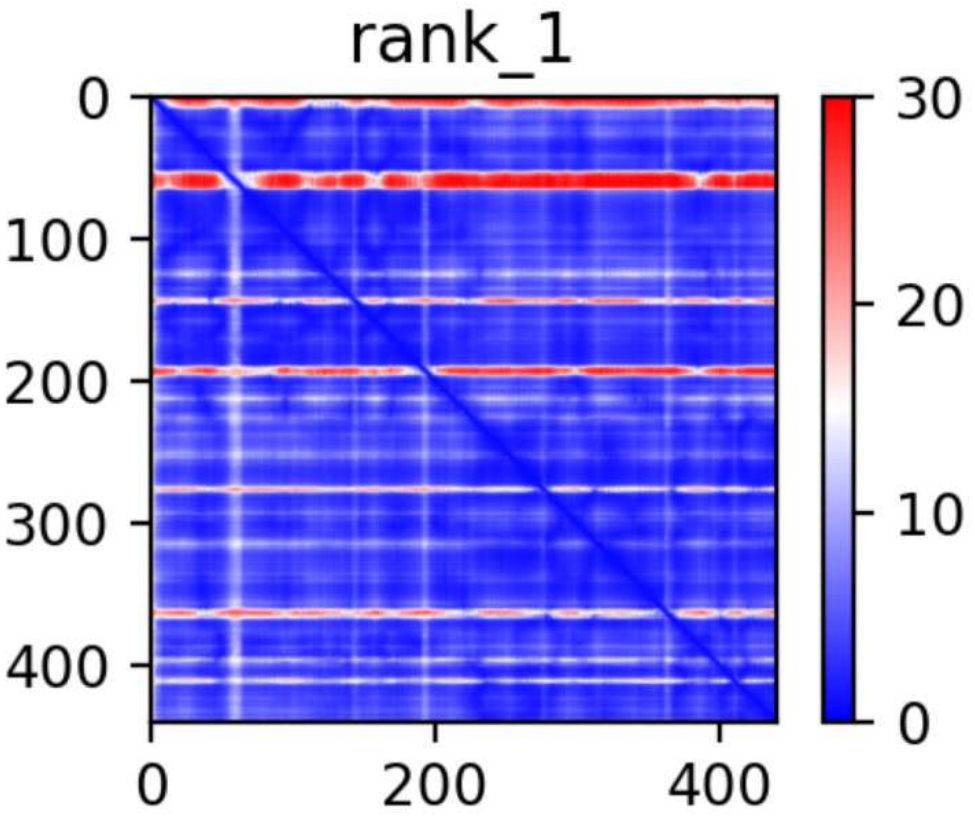

FIG. 4 — Predicted aligned error for the Pun1/AT3 model. The low-error blocks along the diagonal are the rigid domains we trust; the off-diagonal haze is the inter-domain motion we must respect when we move the enzyme into a foreign cell. The IFI tells us what to build; maps like this tell us whether the builder will hold.

A low EC_{50} means a loud molecule — it opens its receptor at vanishing concentration — so inverting it, and scaling by a thousand, turns loudness into a score that climbs as the sensation intensifies.

The eight axes, each anchored to its own receptor, give eight numbers, and those eight numbers are the same whether the plant holding them is a nightshade or a weed:

CODE	AXIS	RECEPTOR	WHAT THE NUMBER READS
IFI-H	Heat	TRPV1	the capsaicin burn
IFI-S	Sweetness	TAS1R2 / TAS1R3	sweetness without sugar
IFI-U	Umami	mGluR1 / TAS1R1·R3	savory depth
IFI-B	Zero-Bitter	TAS2R38	bitterness pulled down (20–65%)
IFI-K	Kokumi	CaSR	richness, continuity, mouthfeel
IFI-C	Cool-Burn	TRPM8 / TRPV1	cooling and warming, modulated
IFI-P	Pungency	TRPA1	the sharp, allyl-isothiocyanate channel
IFI-A	Astringency	salivary PRPs	tannin, the drying grip

The anchor for heat is TRPV1, where capsaicin's EC_{50} sits near 0.7 micromolar — one of the loudest small molecules the human body knows. We fix the Index so that a score of **1,000 corresponds to the half-activation of the native wild-type reference**, and from there the scale runs out to the extremes we have built: Phoenix at **IFI-H 4,200**, our model's prediction of approximately 2.94 million SHU, the design that showed the ceiling is a choice. Per axis, scorecards normalize to a maximum of 5,000, so that eight numbers can be read as a single shape.

Work one number by hand, because the Index is only as trustworthy as its arithmetic, and the arithmetic is not hard. Suppose a candidate molecule opens TRPV1 at an EC_{50} of 0.35 micromolar — twice as loud as the capsaicin reference at 0.70. Then IFI-H = 1000 × (0.70 ÷ 0.35) = **2,000**. Half the concentration for the same effect is twice the loudness is twice the score. A quieter candidate, EC_{50} of 1.4 micromolar, half as loud, scores 1000 × (0.70 ÷ 1.4) = **500**. The score is linear in loudness and inverse in EC_{50}, which is exactly the property you want: it climbs as the sensation intensifies, and it is anchored to a receptor rather than to a guess.

Two technical notes keep the number honest. First, an EC_{50} is read off a dose-response curve whose steepness is the **Hill coefficient**; we fit the full sigmoid and take its half-maximal point rather than any single reading, because half-max is the most reproducible feature of such a curve. Second, human intensity perception is roughly logarithmic — a Weber-Fechner compression, each doubling of stimulus adding a constant increment of sensation — so while the raw IFI is linear in loudness, the *perceived* step from 1,000 to 2,000 is larger than the step from 4,000 to 5,000. We keep the Index linear and let the reader learn its feel, the way a photographer learns f-stops.

AXIS	RECEPTOR	REFERENCE AGONIST	APPROX. EC_{50}
IFI-H	TRPV1	capsaicin	~0.7 µM
IFI-C	TRPM8	menthol	tens–hundreds µM
IFI-P	TRPA1	allyl isothiocyanate	2.1 µM (stated convention)
IFI-U	mGluR1 / T1R1·T1R3	L-glutamate	~1 mM (IMP-synergized)
IFI-S	TAS1R2 / T1R3	sucrose / sucralose	tens mM / low µM
IFI-B	TAS2R38	PROP / cucurbitacin	low µM
IFI-K	CaSR	γ-glutamyl peptides	sub-mM
IFI-A	salivary PRPs	procyanidin tannins	binding affinity

Eight axes give a fruit a shape, and shapes can be composed. A **full-spectrum** design — IFI-F, the Phoenix territory — lights all eight at once, the 8/8 no plant had ever reached before we built it. **Multi-axis** composites, IFI-M, score the deliberate pairs and triples: a dual-axis library tuned to co-activate two receptors reaches a composite near **8,400**, a triple near **2,800** — the numbers fall as you ask more axes to cooperate, because receptors share precursors and competitive inhibition sets in, which is the whole subject of *The Combinatorics of Flavor*. The frontier plants in this book are mostly two- and three-axis designs: specialists, not full-spectrum, and the better for it.

The cool-burn axis deserves a sentence here, because it is the one the cucumber will live or die by. IFI-C is anchored to **TRPM8**, the menthol-and-cold receptor — menthol's EC_{50} sits in the tens-to-low-hundreds of micromolar — and it reads thermomodulation in both directions: the clean cold of menthol and the counter-fire of capsaicin, two channels on the same nerve, able to fire at once. That

dual anchoring is what makes a *literal* contradiction measurable. A plant that opens TRPM8 and TRPV1 together is not confused. It is scoring on two axes at once, and the Index can say exactly how much of each.

Now the honest part, and we will hold to it through every scorecard that follows. For the forty-two live organisms and the ten flagship superhots, an IFI number is a **measurement** — a reading off a real receptor assay on real tissue, reproducible to a batch-to-batch coefficient of variation at or under seven percent. For the five plants in this book, the numbers are **projections**: targets computed by the flux-balance model, the design brief the program is aiming at, not a reading off a fruit that exists. We will label every frontier scorecard as such, every time, with no exceptions. A projected IFI is a promise about what the model says is reachable. It becomes a measurement only when a plant you can taste makes it true. Keeping those two words — *promise* and *measurement* — rigorously apart is not a disclaimer we tolerate. It is the discipline that lets a frontier book be trusted at all.



PART II OF IV

The Contradictions

Cucumber · Lettuce · Carrot · Melon · Apple — the five plants that said no

Chapter 5 · Contradiction Cucumber I — *the cold that learns to burn.*

Begin where the book began: with the cucumber, and the thing everyone knows about it before they taste it. A cucumber is *cool*. Hold a slice to your wrist and it is genuinely colder than the room, because it is almost entirely water and that water is slow to warm. Bite it and the sensation is of something clean and low and green, a crispness that reads as refreshment. The cucumber is the culinary shorthand for cool itself — "cool as a cucumber" is not a metaphor the plant chose, but it earned it honestly.

That coolness has a chemistry, and understanding it is the whole of the design, because we are not going to destroy it. We are going to make it share the fruit with fire. The green, cold, watery signature of a cucumber comes from a precise set of volatile aldehydes — above all **(2E,6Z)-nonadienal**, the molecule flavor chemists simply call "cucumber aldehyde," together with (2E)-nonenal and a handful of C9 alcohols. These are not stored; they are made the instant the tissue is cut or chewed, when a **lipoxygenase** (a 9-LOX) seizes the cell's linoleic and linolenic acids and oxygenates them, and a **hydroperoxide lyase** cleaves the product into these short, piercing, fresh-smelling aldehydes. The cool of a cucumber is a wound response — a green alarm the plant rings when it is bitten — and it fires in the first second of the bite, which turns out to matter enormously for what we are about to do.

The lipoxygenase machinery is worth a closer look, because its two settings explain why a cucumber smells different from cut grass, and because we must thread the installed pathway between them. Lipoxygenases oxygenate the plant's polyunsaturated fatty acids — linoleic and linolenic acid — and they come in two regiochemical flavors: a **13-LOX** whose products a hydroperoxide lyase cleaves into the six-carbon "green leaf volatiles," the (Z)-3-hexenal smell of a mown lawn; and a **9-LOX** whose products cleave into the nine-carbon aldehydes, (2E,6Z)-nonadienal above all, the molecule the nose files as "cucumber." The cucumber leans on the 9-LOX route, and that choice is its olfactory signature. We leave the whole branch — LOX, HPL, and the fatty-acid supply they draw on — untouched, because the instant we perturb it we stop making a cucumber and start making a salad of something else. The green note is load-bearing, and in engineering as in architecture you do not casually remove a load-bearing wall.

The water matters too, and not only for crunch. A cucumber is roughly ninety-six percent water, and that water is a real part of the cooling sensation: a high-water tissue warms slowly against the tongue and carries heat away by sheer thermal mass — a genuine physical coolness layered beneath the psychological cool of the green aldehydes. It also dilutes everything we add, which sets a floor on how much capsaicin the flesh must make to register, and the

flux model accounts for that floor explicitly, scaling the synthesis target to the tissue's water content so that a watery fruit still lands on its IFI-H mark rather than falling short in the dilution.



FIG. 5 — Cucumber, whole and ordinary. The entire design problem is to leave the outside of this promise intact — the cold, the green, the water — while rewriting the inside to carry fire.

There is a second note in the cucumber, and it is the one we quietly correct: **bitterness**. Cucurbits make **cucurbitacins** — bitter, tetracyclic triterpenes, among the most bitter compounds in the plant kingdom — and in cucumbers a trace of cucurbitacin C is the harsh edge you sometimes catch at the stem end, the thing a cook peels away. Decades of ordinary breeding already pushed it down (the *bi* "bitter-free" locus is why your supermarket cucumber is mild), and we finish the job on the receptor side: a controlled attenuation at **TAS2R38**, the bitter axis, IFI-B, to lift the cucurbitacin edge off the fruit so the new flavors have a clean floor to stand on. A spicy cucumber with a bitter stem end would be a failure of care. We take the bitterness down first, then build the heat into the quiet it leaves.

The chemistry under that correction is worth knowing, because it shows how much of the frontier is *subtraction*. Cucurbitacins are triterpenes: the plant cyclizes 2,3-oxidosqualene with a dedicated oxidosqualene cyclase — cucurbitadienol synthase — and a cluster of cytochrome P450s and acyltransferases decorates the skeleton into the intensely bitter end-products. In cucumber the whole pathway sits under two master switches, *Bl* (bitter leaf) and *Bt* (bitter fruit), the transcription factors that turn the nine-gene cluster on. Breeders found the *bt* mutation by accident and gave us the non-bitter cucumber; we reach the same end deliberately, and finish on the receptor side at TAS2R38, so that any residual cucurbitacin surviving in the stem end is heard softly or not at all. The green cooling note, by contrast, is *addition we protect*: the lipoxygenase and hydroperoxide lyase that make (2E,6Z)-nonadienal are left entirely alone — genes untouched, flux unperturbed — so the first second of the bite stays exactly, unarguably cucumber.

The cooling module — the TRPM8 agonist that makes the contradiction a receptor fact and not just a metaphor — is the one genuinely foreign thing we bring, and it comes from the mint program. The menthol road in peppermint is a five-enzyme pathway that begins with the terpene limonene (limonene synthase), hydroxylates it (limonene-3-hydroxylase, a P450), and walks it

through isopiperitenol, isopiperitenone, and pulegone to menthol by a short series of dehydrogenases and reductases. We do not need the whole mint; we need the terminal capacity to present a menthol-class TRPM8 agonist in the cucumber's hypodermis, installed as two to three genes and localized where the first bite lands. It is the smallest module in the program and the one that does the most conceptual work: it is the gene that lets a cucumber be *cold on purpose*, at a receptor, while it burns.

Now the contradiction itself, stated as a design. The Contradiction Cucumber must do three things at once that no single plant has ever done:

1. **Keep the cold green note** — preserve the native LOX/HPL pathway untouched, so the first second of the bite is still, unmistakably, cucumber.
2. **Install heat** — the four terminal pepper enzymes from Chapter 1, routed into vacuolar storage per Chapter 3, so the fruit builds real capsaicin and scores on IFI-H.
3. **Add a true cool** — not just the psychological cool of the aldehydes but a receptor cool, a menthol-type **TRPM8** agonist borrowed from our mint program, so the fruit opens the cold channel *and* the hot channel on the same nerve.

That third move is the audacious one, and it is what makes the cucumber the keystone of this book rather than just another host. We are not merely adding heat to something cold. We are engineering a fruit that fires TRPM8 and TRPV1 simultaneously — a plant that makes your trigeminal nerve report *cold* and *fire* from the same square centimetre of tongue in the same instant. The Index has a name and a number for that collision. It is the cool-burn axis, IFI-C, and the next chapter is entirely about what happens when the two channels sing together. For now, hold the image the family held that first night: a cucumber, still cold, still green, still beaded with its own water — and underneath, waiting, a fire that does not cancel the cold but stands beside it. The contradiction is not resolved. It is *built*. That was always the point.

Chapter 6 · Contradiction Cucumber II — *two channels, one nerve, no winner.*

To understand what a cool-burn cucumber does on the tongue, you have to understand that heat and cold are not opposites to your nervous system. They are two different doors. Capsaicin opens TRPV1; menthol opens TRPM8; both channels sit on the same trigeminal fibres, and crucially, **they can be open at the same time.** The mind interprets the mixture as a genuine, unresolved doubleness — not a lukewarm average but a cold that coexists with a fire, each fully itself. This is real, studied receptor physiology, and it is the rarest and most exciting sensory space the Index can point at.

The physiology is worth dwelling on, because it is counterintuitive and it is real. TRPV1 and TRPM8 are separate channels on trigeminal fibres, and the brain reads temperature and chemesthesis largely by a *labeled-line* logic: the fibre that carries "cold" carries cold whatever opened it, the fibre that carries "burn" carries burn. Open both populations at once and the nervous system does not compute an average and report "lukewarm." It reports both lines, and consciousness experiences a true simultaneity — a cold that is unmistakably cold laid over a heat that is unmistakably hot. There is an even stranger documented effect we design around: menthol can *unmask* a co-applied capsaicin, the cooling sharpening rather than dulling the perception of the burn. The cold, under the right timing, does not cancel the fire. It whets it.

There is an asymmetry in how the two fade, and it is the reason the finish of a Black Ice cucumber warms rather than chills. Menthol's action at TRPM8 clears relatively quickly; capsaicin at TRPV1 is slower to leave and, with repeated exposure, drives **desensitization** — the channel's threshold creeping up, the burn settling into a warm plateau. So the natural decay of the sensation is cold-first, heat-second: the cool front recedes while the fire holds, and the fruit ends warm. We do not fight this. We design to it — placing the cold at the rind so it arrives first and leaves first, the heat in the core so it arrives second and stays — so that the plant's sensory timeline and the receptors' own kinetics tell the same story.

Because IFI-C is anchored to both the cold channel and the counter-warm one, a cool-burn fruit is best read not as one number but as a small vector — how loud at TRPM8, how loud at TRPV1 — collapsed onto the axis by the Index's compositing rule. This is the same machinery that scores any multi-axis design (Chapter 4), and it is why the Contradiction Cucumber's scorecard carries a tall IFI-C *and* a real IFI-H rather than a single blurred "warmth." The two channels are genuinely separate signals, and the Index refuses to average

them into mush. A cook can therefore order the contradiction by the pair — more cold and less heat, or the reverse — and the plant will deliver a measurable, repeatable proportion rather than a vague "spicy but fresh." Precision is not the enemy of surprise here. It is what makes the surprise reproducible, which is what turns a novelty into an ingredient.



FIG. 6 — Cucumber in cross-section. The pale radial flesh and the seed cavity are the vacuole-rich tissue we load with capsaicin; the dense green hypodermis just under the skin is where the cooling agonist concentrates. Heat in the core, cold at the rind — the contradiction has an anatomy.

The design places the two sensations in space as well as in time, because the cucumber's own anatomy invites it. The dense green **hypodermis** just beneath the skin — the part that stays crisp — is where we concentrate the TRPM8 cooling agonist, so the first contact, the bite through the skin, reads cold. The vacuole-rich radial flesh and the tissue around the seed cavity carry the capsaicin, so the heat blooms a half-second later, from the inside, as you chew into the core. The result is a sensation with a *shape*: a cool front, a warm bloom rising to meet it, and then the green LOX aldehydes firing across the top of both. We can draw that shape as a timeline, and we design to it:

- **0.0–0.5 s** — the rind. TRPM8 opens; clean cold; the green aldehydes begin.
- **0.5–2.0 s** — the core. TRPV1 opens; the fire rises through the cold without erasing it.
- **2.0–8.0 s** — the finish. The cold recedes first (menthol clears fast), leaving a warm, green, faintly sweet tail — a cucumber that is still warming as the memory of cold fades.

That is the readout we aim the flux model at, and here is the projected profile for the program's showcase cultivar. We name the Contradiction ladder for cold things that turn out to bite — a private joke that became the naming convention — and **Black Ice** is the one where the paradox is most complete.

Projected target profile — *Black Ice* (Contradiction Cucumber, concept) · flux-balance model, not a measurement:

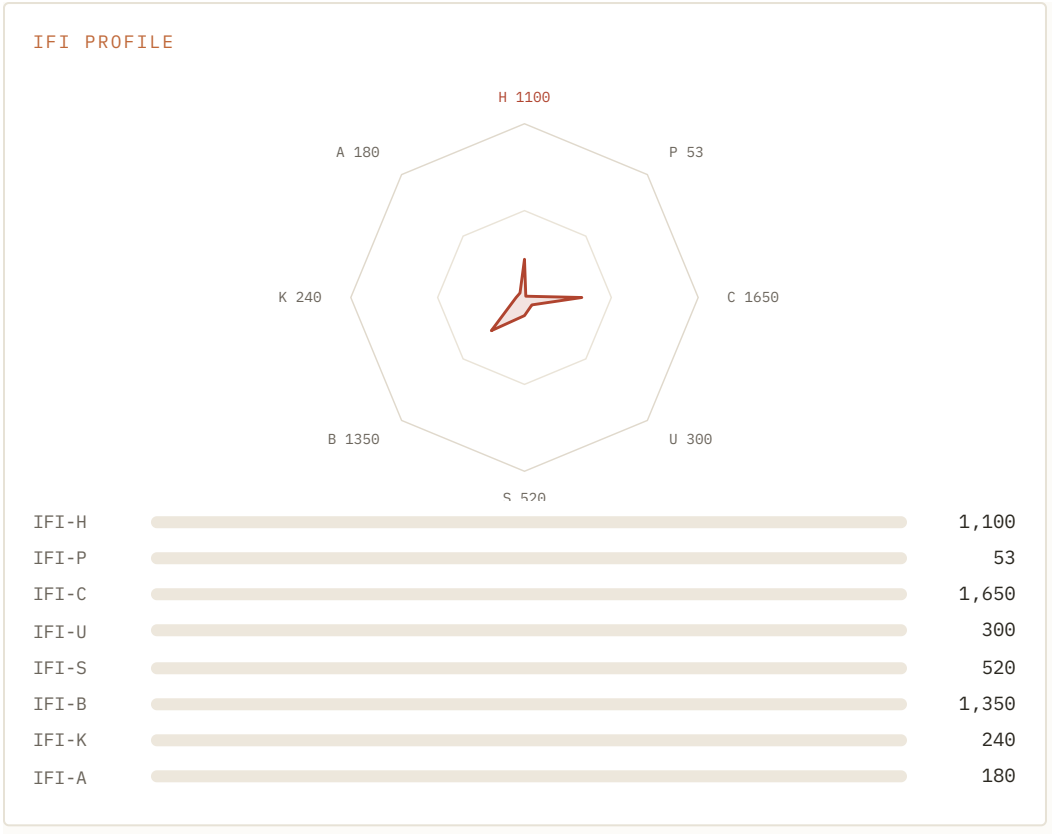

Read that shape and the plant tells you what it is: a dominant cool-burn (C 1,650) riding a real but civil heat (H 1,100 — lively, nowhere near a superhot, which is correct; nobody wants a 2-million-SHU cucumber), with the cucurbitacin bitterness pulled firmly down (B 1,350 reads the *attenuation*, the quiet we built), a whisper of sweetness, and the pungency, umami, kokumi, and astringency axes left deliberately low. This is not a full-spectrum fruit like Phoenix It is a *specialist* — two axes sung loudly, the rest held back — and the discipline of leaving six axes quiet is as much the design as the two we raise.

The concept ladder climbs the heat under cold-sounding names, the cool held roughly constant so the contradiction survives at every rung:

CONCEPT CULTIVAR	LEAD SENSATION	PROJECTED IFI-H	PROJECTED IFI-C	CHARACTER
Cold Snap	first warmth under cold	350	1,550	a cool cucumber with a rumor of heat
Hoarfrost	cold, then a glow	650	1,600	the heat now unmistakable
Black Ice	cold and fire at once	1,100	1,650	the contradiction at full balance
Dry Ice	fire wearing cold's coat	1,500	1,600	heat forward, the cold a shock beneath it

All values projected design targets for concept organisms (roadmap tier T3); not validated measurements.

We think of the Contradiction Cucumber as the thesis statement of the whole shelf, the plant that proves *impossible* is a solvable word. Everything downstream — the stealth leaf, the buried root, the forbidden fruit — is a variation on what the cucumber establishes: that a plant's identity is not a wall but a starting condition, and that the most interesting flavors live exactly where two sensations that "cannot" coexist are made to.

Chapter 7 · Espionage Lettuce — *the vegetable that hides what it carries.*

Of all the plants in this book, lettuce is the one that seems to have the least to offer and turns out to offer the most elegant trick. A leaf of iceberg is ninety-six percent water. It is crisp, pale, cold, and — let us be honest about the plant we are about to transform — nearly flavorless. Lettuce has spent its domestication being bred *toward* blandness, away from the bitterness its wild ancestors carried. It is the culinary equivalent of a blank page. And a blank page, to anyone in the business of hiding things, is the most useful thing in the world.

That is the premise of *Espionage*, and it is not only a name. The lettuce program is built on a real and lovely piece of the plant's anatomy: its **laticifers**. Lettuce, like all of Asteraceae, is laced with a network of living internal channels that carry a milky latex — you have seen it weep from a cut romaine stem, and tasted it, perhaps, as the faint bitterness at the base of an older leaf. That latex, historically called *lactucarium*, carries the plant's defensive chemistry: **sesquiterpene lactones** — lactucin, lactucopicrin, 8-deoxylactucin — bitter compounds the plant uses to make itself unpleasant to things that would eat it. The laticifer is, in other words, a sequestration organ the lettuce already owns: a sealed, internal plumbing system purpose-built to carry and quarantine chemistry the plant does not want loose in its living cells.



FIG. 7 — Lettuce, the blank page. Ninety-six percent water, bred toward blandness — and threaded, invisibly, with the laticifer network that makes it the perfect smuggler.

Recall the lesson of Chapter 3: the wall between the pepper and the rest of the garden is not the enzymes, it is the vault — the question of where a foreign plant can safely *put* the fire. The lettuce already has the vault. It has a defensive sequestration system threaded through every leaf, waiting. The engineering of Espionage Lettuce is, at its heart, the act of persuading the laticifer to carry *our* payload alongside its own — to route the capsaicin we install into the latex channels the plant already uses to hold its bitter chemistry. We are not building a vault in the lettuce. We are turning the vault it has to a

new purpose. It is the cleanest cross-family sequestration solution on the entire roadmap, and it is why a plant that looks like a trivial host is in fact one of the most tractable.

The bitterness we erase has a precise biochemistry, and it is the same chemistry the espionage depends on. Lettuce's sesquiterpene lactones are built from the terpene germacrene A: germacrene A synthase makes the skeleton, germacrene A oxidase (a P450) oxidizes it toward costunolide, and downstream tailoring yields lactucin, 8-deoxylactucin, and lactucopicrin — the bitter, faintly sedative compounds concentrated in the latex. Our attenuation is two-sided: we quiet the perception at TAS2R38 and, where useful, dial down the tailoring enzymes so less of the bitter end-product is ever made. The laticifer stays full — of our payload instead of the plant's.

The payload's savor is engineered through a route this library already knows. The umami we install is glutamate-driven, and the glutamate comes from the same GAD/GDH1 chemistry we used to grow umami back into the tomato: glutamate decarboxylase and glutamate dehydrogenase tuned so the leaf accumulates free L-glutamate, the native agonist of mGluR1 and the T1R1·T1R3 heterodimer — the molecular basis of "savory." Add the kokumi module — CaSR-active γ-glutamyl peptides, the glutathione-family compounds that lend continuity and mouthfeel — and the payload has not just heat but *body*. The espionage, in full, is a leaf engineered to read as pure cold water until the instant three receptors — TRPV1, mGluR1, CaSR — fire together out of what tasted like nothing.

A word on the laticifer as a delivery system, because it is genuinely elegant. Lettuce's laticifers are non-articulated, branching channels that thread the whole plant, and the latex they carry is already the plant's quarantine for defensive chemistry. Routing capsaicin into that system solves the autotoxicity problem of Chapter 3 using infrastructure the plant built for exactly this purpose — sequestering a membrane-active compound away from the cells it would harm. We did not have to invent the lettuce's vault. We had to read its anatomy closely enough to recognize that it was already a smuggler.

The flavor design has a second move, and it is the one the espionage framing makes vivid. A stealth vegetable must *taste like nothing* until it doesn't — the surprise is the whole experience — which means we must erase the lettuce's one native flavor, the sesquiterpene-lactone bitterness, so that the leaf reads as pure, cold, crisp blankness right up to the moment the payload lands. That is heavy work on the bitter axis, IFI-B: a strong TAS2R38 attenuation, taking lactucin and lactucopicrin down so the leaf is genuinely neutral. Into that neutrality we install not only heat but **umami** — a savory depth, IFI-U, routed through the glutamate the leaf can be made to accumulate — and a touch of **kokumi**, IFI-K, the CaSR-driven richness that gives the payload body. The sensation we design for is a leaf you would swear was iceberg, that goes cold and

crisp and silent on the tongue, and then, a beat later, detonates: heat and savor and a mouth-filling richness blooming out of what you were certain was nothing.



FIG. 7b — A specimen leaf isolated for assay. The faint milkiness at the cut rib is the laticifer latex — the plant's own smuggling system, which Espionage repurposes to carry the payload.

Projected target profile — *Double Agent* (Espionage Lettuce, concept) · flux-balance model, not a measurement:

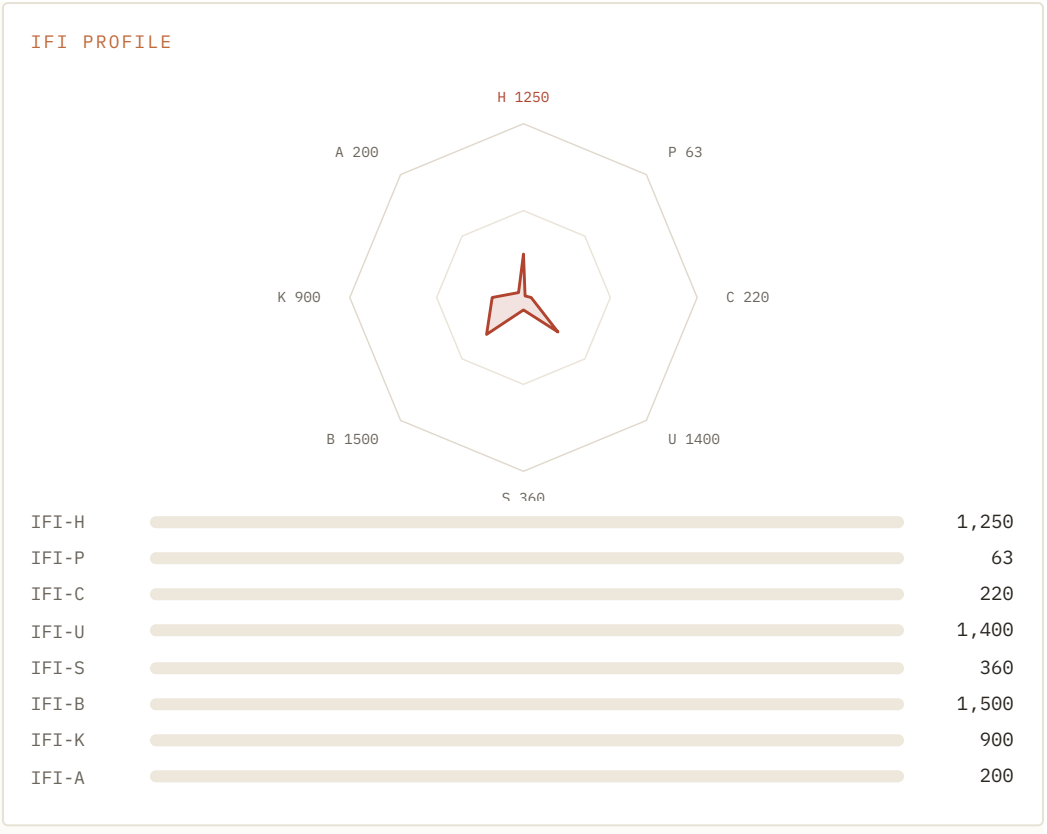

The shape is the opposite of the cucumber's. Where Black Ice sings cold-and-hot, Double Agent sings *savory-and-hot out of silence*: a strong bitterness attenuation (B 1,500 — the erasure that makes the blankness), a deep umami (U 1,400 — the hidden payload), a real heat (H 1,250), and a kokumi (K 900) that gives the whole thing weight. The low cool, sweet, pungent, and astringent values are the plant's "cover" — the axes that stay silent so the leaf reads as nothing until the detonation.

CONCEPT CULTIVAR	COVER	PROJECTED IFI-H	PAYLOAD	CHARACTER
Sleeper	perfect iceberg	400	U 900	savor wakes slowly, heat a rumor
Dead Drop	crisp, cold, blank	800	U 1,150	the payload lands mid-chew
Double Agent	flawless cover	1,250	U 1,400 · K 900	heat and savor detonate together
Cold War	icy, silent	1,600	U 1,500	the payload that keeps arriving

All values projected design targets for concept organisms (roadmap tier T3); not validated measurements.

There is something in the Espionage Lettuce that we find quietly moving, and it is this: the plant that was bred to have no character turns out to be the one most generous about carrying someone else's. Blankness is not emptiness. It is capacity. The humblest leaf in the garden is the one with the most room to hold what we give it — and, grown with intention, the most room to hold nourishment too, savor and substance folded into something that used to be mostly water.

Chapter 8 · Deep-Earth Carrot I — *heat that keeps in the dark.*

Everything about the carrot is a root's logic, and to design heat into one you have to think like a root. A carrot does not live to flower or to fruit. It lives, in its first year, to pull sugar down out of its feathery leaves and pack it away in a swollen taproot — a larder, buried, waiting to fuel the flowering it will attempt the following spring if the gardener lets it. Pull a carrot and you are robbing a pantry. That orange is stored carotenoid, held in **chromoplasts**, the pigment-packed organelles a root cell makes when it commits to storage. The sweetness is stored sucrose. The whole organ is a decision to keep things, in the dark, for a long time.



FIG. 8 — The taproot: the best vault in the garden. A storage organ, walled off from the leaves, built by the plant's own logic to hold things safely for a season. Deep-Earth heat lives here because here is where heat can be kept.

That storage logic is why the carrot is our hardest of the five — a T4 program, ten to twelve genes — and it is also, paradoxically, why the carrot may be the most beautiful place to put a fire. Return once more to the autotoxicity problem. The pepper had to invent a vault; the lettuce lent us its laticifers; the carrot simply *is* a vault. A storage taproot is the closest thing in the plant kingdom to the pepper's placental tissue scaled up to the size of a whole organ: a sink compartment, walled off from the photosynthetic machinery that capsaicin would most damage, with chromoplasts and vacuoles built to hold concentrated chemistry stably for months. If you are going to keep a dangerous molecule in a plant, keep it in the root, in the dark, where the plant already keeps its treasure. The name of the program is not poetry for its own sake. *Deep Earth* is where the heat is safe.

The orange itself is a built thing, and understanding how the carrot makes it tells us how to share the root without ruining it. Carotenoid synthesis runs through the plastid isoprenoid pathway: phytoene synthase (in carrot, DcPSY) commits the first step, phytoene desaturase and the lycopene cyclases (the *Y* and *Y2* loci, with the carotenoid-sequestering *OR* gene) carry it to the β-carotene that floods a domesticated root's chromoplasts. A wild carrot is pale and acrid; the orange carrot is a few-thousand-year-old human project to turn a root into a carotenoid vault — which is to say the carrot is already living proof that a storage root can be redirected to

accumulate a foreign-feeling compound at high concentration without killing itself. We are the second such project. The first one worked.

The flavor beneath the sweetness is terpenoid, and we map it precisely, because it is the floor the heat will stand on. Terpene synthases — the DcTPS enzymes — build terpinolene (the dominant "carroty" note, and the one whose level decides whether a person loves or hates a raw carrot), β-caryophyllene, sabinene, and the rest of the volatile bouquet. A separate line, the polyacetylenes falcarinol and falcarindiol, carries the earthy, resinous, faintly bitter low note of a field carrot. We tune rather than erase these: a little falcarinol is the "deep earth," the grounded bitterness that makes the heat read as rooted rather than sharp; too much is harsh. The carrot's native chemistry, in other words, is not an obstacle to the heat. It is the heat's terroir — the thing that makes a Deep-Earth fire taste as if it came out of soil, because the molecules saying *soil* were there before we arrived, and we were careful to leave exactly the right amount of them.

The taproot's fitness as a vault is a story of how it grows, and the growing is worth a paragraph, because it is the source of both the opportunity and the difficulty. A carrot's edible mass is secondary growth: a vascular cambium lays down ring after ring of storage parenchyma, cells that enlarge and fill with sucrose and carotenoid-packed chromoplasts as the season runs. This is a tissue built, over months, to accumulate and hold — a sink that pulls carbon down out of the shoot and locks it away against next spring. For sequestration that is close to ideal: a large, long-lived, compartment-rich organ, physically remote from the photosynthetic leaves that capsaicin would most damage. The difficulty is the flip side of the same fact. A tissue this committed to storing *sugar* has little native machinery for the aromatic, nitrogen-hungry chemistry of capsaicin, and its metabolic traffic runs almost entirely toward the larder. To build heat here is to install a second industry in a town that has only ever done one thing — which is precisely why the carrot, a near cousin of the pepper on the family tree, is the roadmap's T4, the patient tier. Distance, once again, is measured in genes, and the carrot's genes are spent arguing with a root that would rather just be sweet.

There is a strategic reason we are willing to spend those genes, and it reaches past the carrot. A storage root is the single best natural vault in the plant kingdom, and the carrot is our proof of concept for a whole class of future hosts — the beets, the sweet potatoes, the radishes, the deep-earth crops whose anatomy offers the same walled, season-long sink. Crack the carrot and you have not solved one plant; you have written the playbook for engineering flavor into root crops generally, the way the pepper's placenta taught us to think about vaults in the first place. The T4 tier is costly precisely because it is foundational: the plants on it are not endpoints but doorways, each one opening a family or a growth-habit that the tiers beyond it will walk through. The carrot is a door. We are willing to spend a few years and a few extra genes to open it, because of everything on the other side.

The difficulty is the carrot's own economy. The root's metabolism points relentlessly toward storage — sucrose in, carotenoid in, carbon locked down — and not toward the aromatic, nitrogen-hungry chemistry that capsaicin demands. The phenylpropanoid flux the root runs is modest; most of its carbon is committed elsewhere. To build real heat in a carrot we must do what no other program in this book requires at this scale: we must *redirect the root's carbon economy* — strengthen the phenylpropanoid pull, supply the amine groups pAMT needs, feed the branched-chain fatty acid line — without starving the carotenoid and sugar that make a carrot worth eating. That is the extra three or four genes, and the extra two years, that push the carrot to T4. You are not adding a pathway to a willing host. You are renegotiating the deepest economic commitment the plant has made.

The carrot's native flavor gives the heat a remarkable base to stand on, and we design to keep it. Beneath the sweetness, a carrot carries **terpenes** — above all **terpinolene**, the molecule most responsible for what we call "carroty," along with β-caryophyllene and sabinene — and a set of **polyacetylenes**, **falcarinol** and falcarindiol, which carry the earthy, faintly bitter, almost resinous low note of a real carrot pulled from real soil. These are the "deep earth" in the flavor, not only the name: a grounded, rooty, slightly bitter base that, it turns out, is exactly the right floor for heat to rise from. Where the cucumber pairs heat with cold and the lettuce pairs it with savor, the carrot pairs it with *earth* — a warm, sweet, rooted heat that tastes like it came from the ground, because it did.

Chapter 9 · Deep-Earth Carrot II — *the fire that deepens as the root grows down.*

The carrot gives us something none of the other four plants can: *time*. A fruit ripens and is picked and that is the end of its chemistry. A storage root keeps developing underground for months, and everything it accumulates — sugar, pigment, and now capsaicin — deepens with the season. This turns the Deep-Earth program into the only one on the shelf where heat is not a fixed property of the cultivar but a *function of maturity*. You can harvest the same plant early for warmth or late for fire. The carrot does not have a heat level. It has a heat *schedule*.



FIG. 9 — Carrot in cross-section: the pale core and the dense orange cortex. The cortex, chromoplast-rich and vacuole-rich, is where both the carotenoid and the engineered capsaicin accumulate — and both climb, ring by ring, as the root grows down through the season.

We model this as a partitioning problem — the single most delicate flux balance in the book — because every gram of carbon the root commits to capsaicin is a gram it did not commit to sugar or carotenoid, and a carrot that has turned all its sweetness into fire is not a success, it is a parsnip-shaped mistake. The design holds three things in a budget that runs the whole season:

- **Sucrose** must stay high enough that the root reads as a sweet carrot (the sweetness is the earth-heat's partner, not its casualty).
- **Carotenoid** must stay high enough that the root is still orange and still carries what a carrot is grown to carry.
- **Capsaicin** must climb to the target without, at any week of development, letting free cytosolic concentration cross the toxicity line — the transporter into the vacuole throttling synthesis exactly as in Chapter 3.

We can draw that three-way competition exactly, because flux-balance analysis is built for precisely this kind of question. Sucrose, carotenoid, and capsaicin are three sinks drawing on one pool of fixed carbon; push flux toward any one and the other two fall. The model returns a **Pareto frontier** — the surface of designs where you cannot increase heat without surrendering sweetness or color — and every honest design choice is a labeled point on that surface rather than a free lunch. Mantle sits at a deliberate point: heat raised substantially, sweetness protected near its natural maximum, carotenoid allowed to fall only enough that the root is still richly orange. You can read the whole program as a walk along that frontier — Topsoil near the all-sweetness corner, Core out toward the all-heat extreme — and no point on it is a mistake. They are choices, priced in carbon, with the costs shown.

The maturation schedule is that frontier unfolding in time. Because the root develops for months, the carbon budget is not solved once but re-solved every week as the sink demands shift: early, carbon floods to sugar and pigment; later, with the storage largely laid down, there is slack for the phenylpropanoid pull to claim. We time the heat module's expression to that later window, so the fire accumulates on top of a root that has already done its sweetening and coloring — which is why an early Topsoil harvest is sweet-and-warm and a full-term Core is sweet-and-hot, and why the same genetics hands a cook a dial instead of a fixed number.

Get that budget right and the maturation curve becomes a feature a cook can play like an instrument. We tune the program so that heat accumulates *after* the root has laid down most of its sugar and pigment — the fire arriving in the back half of the season, deepening week by week, so that an early carrot is sweet and faintly warm and a full-term carrot is sweet and genuinely hot, the two climbing together rather than trading off.

The schedule, made explicit, is the Deep-Earth program's most distinctive feature and a thing no fruit crop in this book can offer:

STAGE	WEEKS	ROOT STATE	READS AS
Establishment	0–6	leaves build, little storage	—
Sweetening	6–12	sucrose and carotenoid laid down	`sweet carrot`
Heat onset	10–16	phenylpropanoid pull engages	`sweet, warming`
Full term	16–20	capsaicin at target in the vault	`sweet-hot, rooted`
Over-winter	20+	held in cold ground, stores concentrate	`earth on fire`

That last row is a real option the biology hands us: left in cold ground past maturity, a carrot concentrates its stores further, and a Deep-Earth root carries its fire past the point an ordinary harvest would stop. The one hazard is the plant's own calendar — a carrot is a

biennial, and a root held too long into warmth reads the season as its second year and *bolts*, throwing a flower stalk and emptying the taproot to fuel it. The storage we prize and the flowering we must prevent draw on the same reserves, so the over-winter window is bounded, and we design and harvest to it. Even the carrot's generosity has an edge you must respect.

Projected target profile — *Mantle* (Deep-Earth Carrot, full-term, concept) · flux-balance model, not a measurement:

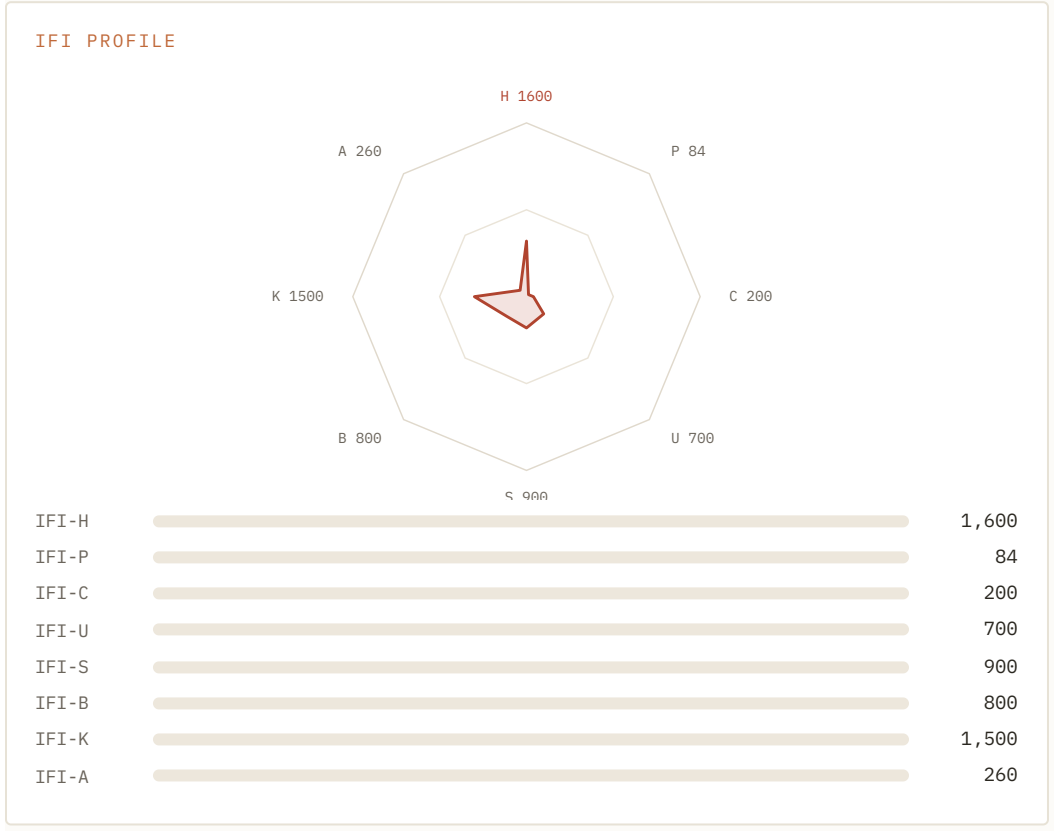

The carrot's shape is unlike either plant before it: a solid, serious heat (H 1,600 — the hottest of our five, because the root is the safest vault and can hold the most), carried on genuine sweetness (S 900) and, most distinctively, a deep **kokumi** (K 1,500) — the CaSR-driven richness and continuity that reads, on the tongue, as *earth*. That kokumi is the signature of the program. It is what makes Deep-Earth heat taste grounded and whole rather than sharp and thin: a fire with a floor of soil and sugar under it, mouth-filling, continuous, the opposite of a cheap burn.

CONCEPT CULTIVAR	HARVEST	PROJECTED IFI-H	READS AS	CHARACTER
Topsoil	early	500	sweet carrot, warm finish	heat as a rumor in the sweetness
Bedrock	mid-season	900	sweet-hot, earthy	the fire now part of the flavor
Mantle	full-term	1,600	deep, rooted heat	sweetness and fire fully grown together
Core	over-wintered	1,900	earth on fire	the schedule run to its end

All values projected design targets for concept organisms (roadmap tier T4); not validated measurements.

We will admit a fondness for the carrot that is not strictly scientific. There is something about heat that keeps in the dark, that deepens while you are not watching, that develops with patience in the cold ground — it feels like the most honest kind of fire we build. It is not a stunt detonation. It is a slow, rooted, nourishing warmth, grown the way the plant wants to grow, in the place the plant wants to keep it.

Of all the impossible things in this garden, the Deep-Earth Carrot is the one that feels the least like a trick and the most like a gift the plant was always capable of giving.

Chapter 10 · Solar Melon — *sweetness with a sun in it.*

Share a chassis, change the destination: the melon is a cucurbit, a close cousin of the cucumber, built on much of the same genetics — and it has made the opposite choice about what to be. Where the cucumber stayed cold, green, and watery, the melon poured everything into *sweetness*. A ripe melon is a sugar bomb wrapped in perfume: high sucrose and glucose, Brix numbers that rival a soft drink, and a cloud of **esters** — ethyl 2-methylbutanoate, ethyl butanoate, and their relatives — built by the plant's alcohol acyltransferases and set loose at full ripeness to make that heady, almost tropical aroma. The melon is the cucumber that chose the sun.



FIG. 10 — The melon: a cucurbit that poured its carbon into sugar and perfume. The same chassis as the cucumber, the opposite decision — and the natural home for a sweet-heat.

That makes *Solar* the sweet-heat program of the garden — the cross-family cousin of the Sweet-Heat Strawberry we build on Shelf 4's dessert frontier — and it draws on one of the most reliable truths in the entire Index: heat and sweetness are not rivals on the tongue. They are the dominant, most-loved intersection in modern flavor, the "swicy" axis that hot honey and chili-chocolate and Thai sweet-chili all live on. TRPV1 and TAS1R2/R3 are different receptors with no quarrel between them; a molecule that opens one does nothing to the other, and the mind reads the combination as one of the great pleasures — sweetness that arrives, then warms, the heat extending and lifting the sugar rather than fighting it.

The melon's perfume is worth naming, because it is half of what we are protecting. A ripe melon is **climacteric** — it ripens in a burst governed by ethylene — and in that burst a battery of enzymes converts fatty acids and amino acids into volatile esters: lipoxygenase and alcohol dehydrogenase make the alcohols, and an alcohol acyltransferase (CmAAT) esterifies them into ethyl 2-methylbutanoate, ethyl butanoate, and the rest of the heady, almost tropical cloud. The sweetness is sucrose, concentrated late in ripening through sucrose-phosphate synthase and the invertase balance that lets the fruit stockpile sugar rather than burn it. Both the esters and the sugar peak at full ripeness, together — which is exactly the window our heat must arrive in, and not before, or we would scorch a green melon.

The swicy pairing works at the receptor level because there is simply no conflict to resolve. TAS1R2·T1R3, the sweet heterodimer, and TRPV1, the heat channel, share no ligand, no transduction machinery, and no mutual inhibition; a molecule that opens one is invisible to the other. The pleasure of sweet-heat is therefore not a compromise between competing signals but a genuine *sum* — the full sweetness and the full heat, delivered in parallel, read by the brain as a single rising experience. This is why swicy is the most robust intersection in the whole Index and the easiest to tune: you are not balancing a tension, you are choosing a ratio. In the melon we choose a ratio that lets sugar lead by a wide margin and the heat arrive, a half-beat behind, to keep the sweetness honest.

The melon is also, quietly, a gift to the whole program, because it shares a chassis with the cucumber. Both are cucurbits; much of what we learn installing a pathway in one — the transporters that vault the product, the promoters that behave in cucurbit tissue, the codon dialect the family's ribosomes prefer — transfers to the other with far less re-work than a jump to a new family would demand. Build the Contradiction Cucumber and you have paid down a large part of the Solar Melon's cost in advance; the two are cousins in the lab as well as on the vine. This is the roadmap's compounding logic in miniature: tiers are expensive to reach, but once a family is open, its members come faster and cheaper, because the hard, host-specific groundwork is already shared.

And the melon has a sibling across the shelf. The Sweet-Heat Strawberry of our dessert frontier — Candied Fang, Devil's Dessert — is the same swicy idea in a different fruit, and the two programs trade findings constantly: what balance of lead-sweetness to trailing-heat reads as *delight* rather than *confusion*, how far toward the gentle capsinoid ester to tune so the heat flatters the sugar instead of fighting it. Sweet-heat is the most beloved intersection in modern flavor, and the melon is its coolest, most summer-colored expression — a fruit you eat cold, in the sun, that warms you from the inside as it goes.

Because the melon is so sweet, the heat here is not the point so much as the *rise*. We design Solar Melon for a specific sensory arc: the sugar and perfume hit first, full and floral, and then — as the sweetness would ordinarily begin to cloy — the heat arrives from underneath and *rescues* it, cutting the richness, extending the finish, turning a one-note sweetness into something with a spine. This is where the capsinoid lever from Chapter 1 earns its place. A melon does not want a punishing burn; it wants a warm, glowing heat that flatters the fruit. By tuning the program slightly toward **capsiate** — the gentle ester-form of the molecule, made when the pathway runs through vanillyl alcohol rather than the amine — we get heat that reads as warmth and radiance, a sun inside the sweetness, rather than a fire that would scorch the perfume off the top.

Projected target profile — *Solar Flare* (Solar Melon, concept) · flux-balance model, not a measurement:

IFI PROFILE

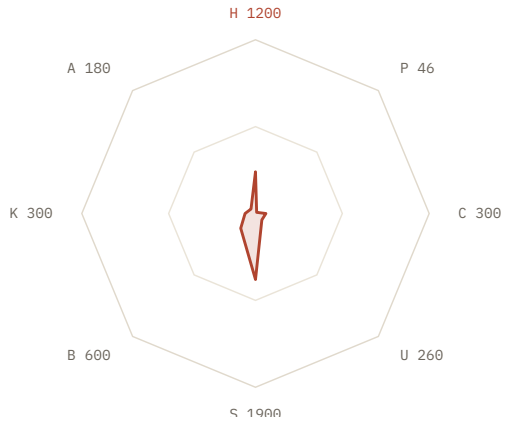

IFI-H		1,200
IFI-P		46
IFI-C		300
IFI-U		260
IFI-S		1,900
IFI-B		600
IFI-K		300
IFI-A		180

The melon's shape is sweetness-dominant by a wide margin (S 1,900 — this is, first and always, a melon) with a warm, lifting heat beneath it (H 1,200) and everything else held quiet so the two lead axes have the fruit to themselves. It is the simplest profile in the book, and deliberately so: a sweet-heat does not need to be complicated to be extraordinary. It needs the two axes in exactly the right proportion, the sugar leading and the fire a half-beat behind, and the melon's natural generosity with sugar makes it the easiest host in the garden to balance that way.

CONCEPT CULTIVAR	LEAD	PROJECTED IFI-S	PROJECTED IFI-H	CHARACTER
Dawn	sweetness, a warm edge	1,900	450	perfume with a glow beneath
Zenith	sweet-heat balanced	1,900	850	the heat now lifting the sugar
Solar Flare	sweetness, then fire	1,900	1,200	the rescue arc at full strength
Corona	heat wearing sweetness	1,850	1,550	the sun fully risen

All values projected design targets for concept organisms (roadmap tier T3); not validated measurements.

Chapter 11 · Forbidden Apple — *the oldest story, told in the fruit.*

We could not build this garden and leave out the apple. The whole of Western myth hands us the image on a plate: a fruit, a garden, a temptation, a bite that changes everything. The apple is the original forbidden thing, and the joke — the irresistible, four-year joke — was to make a *real* one: an apple that looks like every apple you have ever been handed, red and sweet and innocent, and carries, under the skin, a heat that makes the bite genuinely consequential. *Forbidden* is the most literary program on the shelf and, in one specific way, the most difficult.



FIG. 11 — The apple: a rosid, a tree crop, and a fruit so culturally fixed as "sweet and innocent" that a bite of heat reads as transgression. The genes are a T3 problem; the tree's calendar is the real test of patience.

The difficulty is not the genome. An apple's gene load is a T3 problem, seven to ten genes, the same order as the cucumber. The difficulty is the *calendar*. An apple is a tree — a perennial that fruits once a year, that takes years from graft to first real crop, that cannot be iterated in a greenhouse in ninety days the way an annual can. Every design cycle in the Forbidden program is a *season*; every edit you want to check costs you a year of a tree's life to see. This is the patience tax of the frontier, and the apple pays the most of it. It is why, on a roadmap sorted by how soon a thing could exist, the apple is among the longest-horizon of the near-term five even though its genetics are among the friendliest. Nature sets the clock for a tree, and we do not get to argue with it.

The apple's native chemistry gives the heat a third partner, different again from cold, savor, or earth: **astringency**. Apples — especially the cider and crab varieties — carry **phenolics**, chlorogenic acid and the condensed tannins called procyanidins, which bind the proline-rich proteins in your saliva and produce that drying, puckering grip the Index reads on IFI-A. Combined with the apple's bright **malic acid** and its ester perfume, this gives the Forbidden program a flavor architecture no other plant here can offer: sweet-tart fruit, a tannic drying grip, and heat, braided together — the full, grown-up complexity of a great cider pressed into a single bite. The heat does not sit on sweetness alone, as in the melon; it sits in a structure of

acid and tannin, which is why a Forbidden apple tastes less like a candy and more like a transgression: serious, structured, a little dangerous, the way the story always said it would be.

The astringency has a mechanism, and it is mechanical as much as chemical. An apple's tannins are **procyanidins** — chains of flavan-3-ol units (catechin, epicatechin) built by the flavonoid pathway: dihydroflavonol reductase, then leucoanthocyanidin reductase (LAR) and anthocyanidin reductase (ANR) producing the monomers that polymerize into condensed tannins, the whole branch governed by MYB-family transcription factors. Astringency itself is not a taste in the receptor-and-channel sense; it is a *tactile* event. The tannins cross-link and precipitate the proline-rich proteins that lubricate your saliva, and when the lubricant is stripped the mouth surfaces grip and drag — the pucker. The Index reads IFI-A off that binding, and in the Forbidden apple we tune the procyanidin level to give structure and grip without crossing into harshness. A great apple's astringency is a scaffold the other flavors hang on; too much is a mouth full of sand.

The malic acid — the bright tartness — sits under the *Ma* locus and its aluminum-activated malate transporter, which loads malate into the fruit vacuole; it is the acidity that makes an apple snap rather than cloy, and the natural partner of both the sweetness and the heat. The esters that give the apple its aroma come, as in the melon, from an alcohol acyltransferase (MdAAT). So the Forbidden fruit braids four things the apple already knows how to make — sugar, acid, tannin, perfume — with the one thing it has never made: capsaicin. The engineering is a T3 gene load. The reason the apple is nonetheless the patient one is the tree itself: a perennial that must be grafted and grown for years before it fruits, so that every turn of the design cycle costs a season, and the flux model and the field are separated by the slowest clock in the garden. We can model a Forbidden apple in an afternoon. Learning whether the model was right takes a tree's idea of time.

The tree makes us clever about method, too, because patience is not the same as passivity. An apple is transformed the way most woody plants are — *Agrobacterium*-mediated delivery into callus or leaf explants, then regeneration of whole plantlets — but the long juvenile phase, the years a seedling apple spends unable to flower, is the real tax, and there are honest ways to shorten it. Grafting an engineered scion onto a dwarfing rootstock brings fruiting forward by years and keeps the tree small enough to work with. "Fast-track" approaches that transiently push an early-flowering gene can collapse a breeding cycle from years toward months, letting us see a design fruit, judge it, and iterate — then breed the accelerator back out of the final tree. None of this makes the apple quick. It makes the apple *approachable*, which on a perennial is the whole game: the difference between a program you can actually run and a program you can only wait on. We would rather spend cleverness than decades, and the Forbidden apple is where that trade is sharpest.

Projected target profile — *Original Sin* (Forbidden Apple, concept) · flux-balance model, not a measurement:

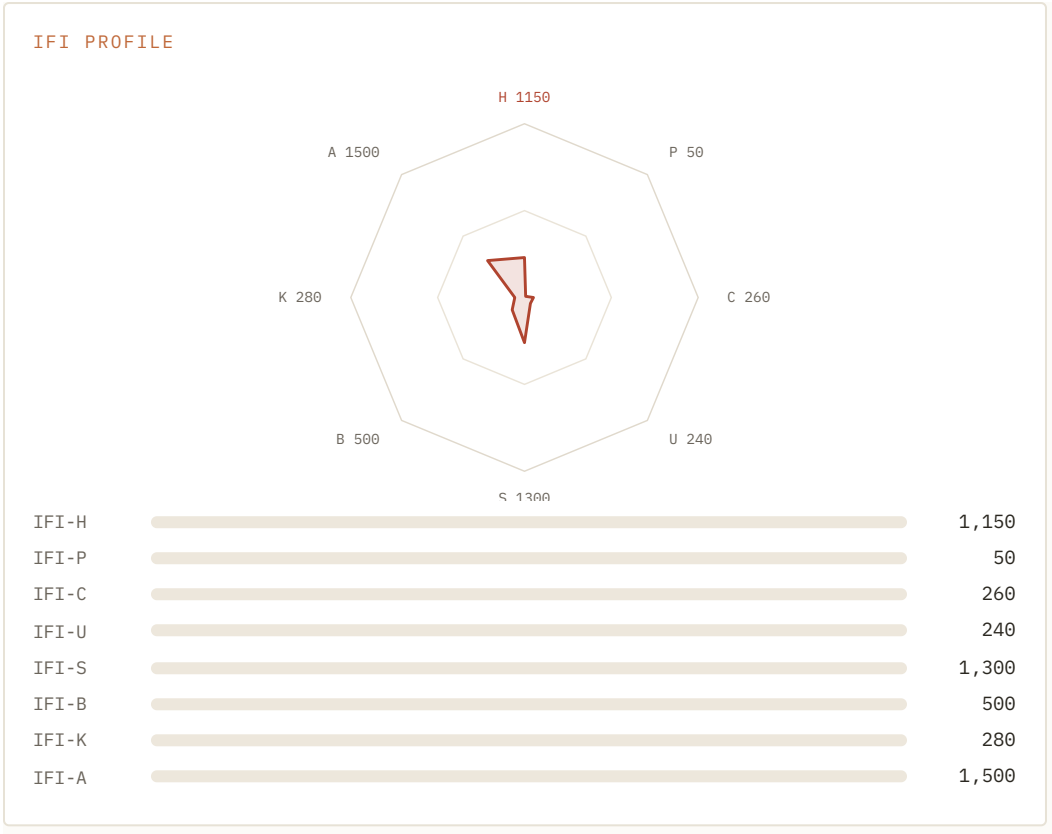

Three axes carry this fruit: sweetness (S 1,300 — it is still, emphatically, an apple), astringency (A 1,500 — the tannic grip that gives the bite its gravity), and heat (H 1,150 — the consequence). The interplay of sweet and astringent and hot is the most structurally complex flavor in the book, closer to a wine or a fine cider than to a fruit, and it is the clearest demonstration that heat, moved into a new host, does not arrive alone — it arrives into a flavor architecture already there, and the art is in how it braids with what it finds.

CONCEPT CULTIVAR	BITE	PROJECTED IFI-H	PROJECTED IFI-A	CHARACTER
First Bite	sweet, a tannic edge	400	1,300	the apple with a shadow
Original Sin	sweet-tart, drying, hot	1,150	1,500	the full structure, braided
Serpent	heat through the grip	1,500	1,550	the transgression forward
Expulsion	fire and tannin	1,800	1,600	the story at its end

All values projected design targets for concept organisms (roadmap tier T3); not validated measurements.

Five plants, five contradictions: the cold that burns, the blank that detonates, the root that keeps its fire in the dark, the sweetness with a sun in it, the innocent fruit with a consequence. Each one takes the same four enzymes and lets them braid with a flavor architecture the host already owns — cold, savor, earth, sugar, tannin. That is the real finding of the frontier, and it is more interesting than "we made things spicy." Heat is a thread. What makes each plant extraordinary is the cloth it is woven into.



PART III OF IV

The Mathematics of the Impossible

Flux budgets · traveling mutations · consistency · the honesty of a projection

Chapter 12 · The Flux-Balance Budget — *the pathway is a bank account.*

Everything in Part II rested on a phrase we kept using and have not yet earned: *the flux model says.* This chapter earns it, because the flux-balance model is the instrument that turns "put heat in a cucumber" from a wish into a specification, and it is the single most important reason the frontier is a plan rather than a hope.



FIG. 12 — Tissue on the microscope stage during a flux-validation run. The model predicts where the carbon goes; stages like this check whether the plant agrees. When they disagree, the plant is right, and the model learns.

A genome-scale metabolic model treats a cell the way an accountant treats a business: as a network of reactions through which carbon and nitrogen flow, each reaction a transaction, the whole thing constrained by the demand that nothing accumulate without bound and nothing be spent that was not earned. Give the model the host's full reaction network — reconstructed from its sequenced genome — and you can ask it the question that decides every program: *if I install this pathway and draw this much flux through it, where does the carbon come from, and what breaks?*

The formalism under that question is clean enough to state in a paragraph, and stating it is the difference between "we used AI" and "here is the math." A genome-scale model is a **stoichiometric matrix** S, with a row for every metabolite and a column for every reaction; the entry S(i,j) is how much of metabolite *i* reaction *j* consumes or produces. The cell's state is a **flux vector** v — one number per reaction, the rate it runs. At metabolic steady state nothing accumulates, which is the single linear constraint that makes the whole thing tractable: **S · v = 0**. Bound each flux by what is thermodynamically and enzymatically possible, choose an **objective** (maximize capsaicin export, say, or maximize growth), and you have a linear program — maximize $c^T v$ subject to $S \cdot v = 0$ and the bounds — solvable at genome scale in seconds.

What the solution gives you is not one number but a landscape. **Shadow prices**, the reduced costs on each constraint, tell you which metabolite is truly limiting — the one whose relaxation would most

increase the objective — which is how the model located the upstream phenylpropanoid steps — 4CL and HCT/CCoAOMT — as the primary control points, with precursor supply and the terminal Pun1 step showing far lower control coefficients. **Flux variability analysis** sweeps each reaction's range across all optimal solutions, exposing where the network has slack and where it is pinned. And the competition for phenylalanine shows up as a shared constraint row that lignin, flavonoids, and capsaicin all draw against — so a design that over-draws it is flagged before it is ever built, by a negative number in a table rather than a weak stem in a field.

Upstream of the flux model sits the protein-design stack, and the two speak to each other. The ESM2 language model scores a candidate enzyme variant by a product of two predicted quantities — catalytic competence and fold stability — and the structural models behind the pLDDT and PAE plots of Part I tell us which regions we can trust to hold a mutation and which are too mobile to risk. The language model proposes; the structure check filters; the flux model decides whether the proposed improvement is even at the step that matters. Only an edit that survives all three is written with CRISPR. It is a pipeline designed to spend years of plant-growing time only on changes the mathematics already believes in.

Where does such a model come from? Not off a shelf. We draft it from the host's genome annotation — every gene with a predicted enzymatic function becomes a candidate reaction — and then we curate: close the mass-and-charge balance on each reaction, gap-fill the holes where the annotation missed an enzyme the organism must have (a cell that grows has no truly dead-end pathways), and validate the whole network against what the plant actually does — its known growth rates, its measured metabolite pools, the by-products it is observed to make. A genome-scale reconstruction for a new host is months of this careful work, and it is the unglamorous foundation every frontier number rests on. A flux prediction is only as good as the network it runs on, and the network is built by hand, gene by gene, before any design question is asked of it.

The payoff is that the model tells you things intuition cannot, in a currency you can act on. Ask it what one extra unit of phenylalanine would buy, and it returns a shadow price — a number saying exactly how much more capsaicin that unit permits before the next constraint bites. If the shadow price on phenylalanine is high, the precursor is your bottleneck and you should install the precursor-pull gene; if it is near zero, phenylalanine is plentiful and the limit lies elsewhere, and spending a gene on supply would be waste. The model does not just say *what breaks*. It ranks the repairs, so that the years of plant-growing time which follow are spent on the one edit that actually moves the number.

The answer is almost never the thing a newcomer expects. The intuition is that to make a plant more pungent you should install a better capsaicin synthase — a louder final enzyme. The model, applied to pepper, told us something humbler and more useful years ago, and it is the finding the whole platform turns on: our flux analysis found control sitting upstream in the phenylpropanoid branch — at 4CL and HCT/CCoAOMT — not at the terminal Pun1

step. Pun1 is the final capsaicin synthase; it labels the product, it does not govern the rate. For each new host, we ask the same question fresh, because the answer changes with the host's economy:

- In the **cucumber**, the limiter is sequestration, not synthesis — the transporter into the vacuole, not any enzyme that makes the molecule. The model caps synthesis flux at the transporter's throughput so free cytosolic capsaicin never crosses the toxicity line (Chapter 3). The budget is a *safety* budget first.
- In the **lettuce**, the limiter is precursor supply — a leaf that runs almost no secondary-metabolite flux has little spare phenylalanine to lend the phenylpropanoid branch. The model tells us how much flux we must *add* before the pathway has anything to run on.
- In the **carrot**, the limiter is the carbon tug-of-war of Chapter 9 — every flux we route to capsaicin is a flux denied to sucrose and carotenoid. The model draws the Pareto frontier: the set of designs where you cannot get more heat without losing sweetness or color, and we choose a point on it with our eyes open.

There is a competition the model makes visible that is invisible to intuition: **phenylalanine is shared**. The same amino acid that feeds the road to capsaicin also feeds lignin, flavonoids, and anthocyanin — the plant's structure, its UV screen, its pigment. Draw hard on phenylalanine for heat and you can, if you are careless, weaken a stem or pale a flower. The flux model prices that competition explicitly, so that a design which looks fine on paper — "install four enzymes, draw this much flux" — can be checked against every other thing that amino acid was already paying for. This is what we mean when we say the math is a form of respect. It is respect for the plant's whole economy, not just the one product we want from it.

The upstream of this, the part that chooses *which* enzyme to edit and *how*, is the stack the flagship work made famous and this book inherits unchanged: an **ESM2** protein-language model — six hundred and fifty million parameters — scoring every possible single-residue substitution in an enzyme by its predicted effect on catalytic efficiency times fold stability, the flux-balance model confirming which step is actually the limiter, and CRISPR writing the winning edits in. Language model to propose, flux model to prioritize, genome editor to build. It designed the Phoenix double variant — two substitutions in Pun1, S39L and L345G — plus the structural annotations that informed the design. The next chapter asks whether these edits survive the journey into a cucumber's cell — and the answer is not simply yes.

Chapter 13 · The Mutations That Travel — *a protein is a tourist in a foreign cell.*

Phoenix — SS-0096, our 8/8 full-spectrum proof — reaches our model's predicted approximately 2.94 million SHU at a batch-to-batch coefficient of variation at or under seven percent, against forty-two percent in wild type, on the strength of a double variant in its capsaicin synthase — two substitutions, S39L and L345G — that no breeder ever found because no breeder could see them. The protein-language model found them in silico; CRISPR wrote them in:

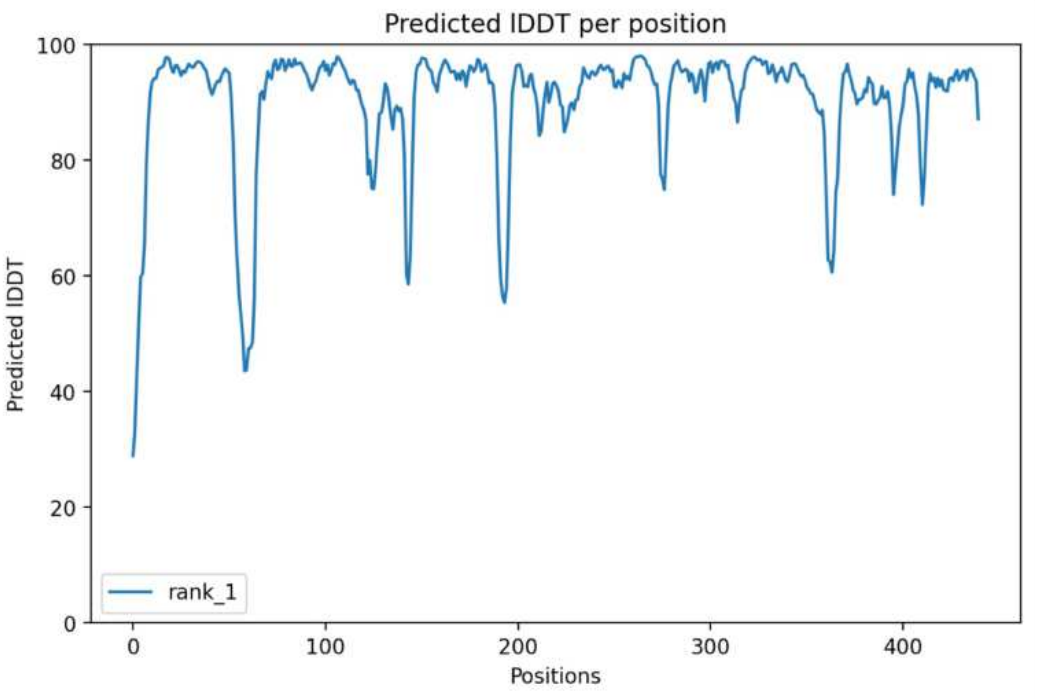

FIG. 13 — The Phoenix double variant S39L+L345G mapped on the Pun1/AT3 structure (model confidence by pLDDT). S39L sits in the N-terminal binding region; L345G opens the active-site cleft. C175S, a structural annotation for disulfide-misfold prevention (ΔΔG −0.9), was not carried into the final shipped construct. Whether these edits help in a cucumber depends on a cell they have never seen.

EDIT	EFFECT	ΔΔG (KCAL/MOL)
S39L	binding affinity ↑ (N-terminus)	−2.1
L345G	steric relief, active-site cleft	−1.8
C175S	disulfide-misfold prevention (structural annotation — not in final shipped construct)	−0.9

The question this chapter exists to answer is the one that decides whether the flagship's hard-won intelligence is reusable or has to be re-earned, plant by plant: **do these edits still help in a cucumber?** And the honest answer — the answer that makes the frontier real engineering rather than copy-paste — is: S39L likely travels intact; L345G probably travels but its payoff depends on the host's acyl-CoA supply; and C175S, a structural annotation not in the final Phoenix construct, would need independent re-evaluation in any new host. You cannot assume the answer without re-scoring in the host's own cellular context.

Here is why a mutation is not portable the way a gene is. A gene's sequence is the same in any cell; you can email it. But a mutation's *effect* is a statement about how a protein folds and functions in a particular cellular weather — and the three terms behind our edits respond differently to a change of host:

- **S39L** improves substrate binding. Binding geometry is largely intrinsic to the protein; a tighter grip on vanillylamine is a tighter grip in any cytoplasm. This edit is the most likely to travel intact. Its ΔΔG of −2.1 is a property of the fold, not the host.
- **L345G** relieves steric crowding in the active-site cleft to let the acyl-CoA partner in. This, too, is mostly intrinsic — but the acyl-CoA *supply* is a host variable. An edit that opens the door wider only helps if there is traffic to come through it, and in a lettuce with a starved branched-chain fatty-acid line, the benefit may be muted until we fix the supply. The mutation travels; its payoff depends on the host.
- **C175S** removes a cysteine prone to forming the wrong disulfide bond during folding. This is the host-dependent one, and it is the cautionary tale. Whether a given cysteine misfolds depends on the cell's **redox environment** and its complement of folding chaperones — and a cucumber's cytoplasm is not a pepper's. In a more reducing host cell, C175 might fold correctly on its own, making the edit redundant; in a more oxidizing one, a *different* cysteine might become the troublemaker, making C175S insufficient. The edit that stabilized the enzyme in a pepper is a question mark in a cucumber until measured.

Behind all three sits a quieter host variable that touches every protein we move: **codon usage**. The genetic code is redundant — most amino acids have several codons — and each organism prefers a particular subset, matched to the pool of transfer RNAs its cells actually carry. A gene written in the pepper's preferred codons is read fluently by pepper ribosomes and haltingly by a cucumber's, and translation speed is not cosmetic: proteins fold *co-translationally*, as they emerge from the ribosome, and the rhythm of fast and slow codons is part of how the chain finds its shape.

Translate Pun1 too fast or too slow for its new host and it can misfold with every "correct" mutation in place. So the first thing we do to any traveling gene, before we argue about its mutations, is recode it in the host's own codon dialect — a rewrite that changes not one amino acid and yet makes the difference between an enzyme that folds and one that aggregates.

The re-scoring, then, is no formality; it genuinely reshuffles the answer per host:

EDIT	NATURE OF BENEFIT	TRAVELS TO CUCUMBER?	TRAVELS TO CARROT?
S39L	binding geometry (intrinsic)	likely intact	likely intact
L345G	active-site access (intrinsic, supply-gated)	yes, if acyl-CoA supplied	yes, if supply fixed
C175S	fold stability (structural annotation, not in shipped construct; redox/chaperone-dependent)	re-score independently if considering	re-score independently

The lesson is the one the whole platform rests on: intelligence is reusable as a *method*, not as a fixed answer. We carry the ESM2 pipeline, the flux model, and the editing tools unchanged from host to host. We do not carry the specific edits unchanged, because an edit is a sentence about a particular cell, and the cell keeps changing.

In practice the per-host journey of a traveling enzyme follows the same loop every time, and writing it out shows why the method is portable even when its answers are not:

1. **Recode** the gene in the host's codon dialect, matched to its tRNA pool, so it translates and folds cleanly.
2. **Re-score** every candidate mutation in the host's predicted cellular context — redox state, chaperone complement, the acyl-CoA and precursor supply the flux model reports.
3. **Rank** the edits by predicted catalytic-efficiency-times-stability, keep the ones that clear the structural-confidence filter, and drop the rest.
4. **Build** the surviving set with CRISPR; **measure** the enzyme's output in host tissue; **feed** the result back to re-weight the model for the next host.

The chaperone point under step two deserves its own sentence, because it is where the most surprises hide. A cell folds its proteins with help — the Hsp70 and Hsp90 machines that hold a nascent chain and nudge it down its folding funnel — and a foreign enzyme may or may not be a client its new host's chaperones recognize. An enzyme that folds effortlessly in a pepper, cradled by pepper chaperones, can arrive in a carrot and find no one to catch it. When that happens the fix is not another point mutation but a co-installed folding helper, or a redesign of the surface the chaperones read. The enzyme is a tourist; sometimes the kindest thing you can send with it is a guide who speaks the local language.

So the rule of the frontier is: **the gene travels, the mutation gets re-scored.** For every new host, we re-run the ESM2 analysis in the host's context — the host's codon usage (which changes how fast

and how accurately the protein is translated, which changes how it folds), the host's redox state, the host's chaperone set — and we let the model propose a *host-specific* set of edits that may overlap the flagship's or may diverge from it. Sometimes S39L and L345G carry over and additional edits are proposed for the new host's cellular context. Sometimes the host needs a different scaffolding entirely. The intelligence is reusable as a *method*; the specific answers are re-earned. That is more work than copying the same edits unchanged into every plant, and it is the difference between engineering and wishful thinking. A protein dropped into a foreign cell is a tourist who does not speak the language. Some of what it learned at home still serves it. Some of it has to be learned again on the ground.

Chapter 14 · Consistency Across the Family Line — *the quiet number that is the whole promise.*

Of all the numbers in the Scoville Splice library, the one we are proudest of is the least dramatic: **a coefficient of variation at or under seven percent**, batch to batch, against forty-two percent in the wild-type plants nature hands us. It is not a number that sells a book. It is the number that makes everything else in the book *mean* anything, and on the frontier it is the number most under threat.



FIG. 14 — The research tray: identical plants, identical conditions, read side by side. Consistency is not a lucky harvest. It is an architecture — and on the frontier, it is the hardest architecture to hold.

Consider what a CV of forty-two percent means in your hand. It means that two peppers from the same plant, grown side by side, can differ in heat by nearly half — one mild, one searing, with no way to tell which you are biting. Nature's flavor is a lottery. For a cook, that is an annoyance; for anyone trying to *formulate* — a sauce maker who needs this batch to taste like the last, a chef who needs the dish to be the dish every night — it is disqualifying. Reproducibility is not a luxury that comes after flavor. It is the thing that turns flavor from an anecdote into an ingredient. We think of the CV as a form of respect for the person on the other end: a promise that what you tasted once, you can taste again.

The number itself is worth defining, because its smallness is the point. The coefficient of variation is simply the standard deviation divided by the mean — σ/μ — the spread of a measurement expressed as a fraction of its center, which makes it comparable across heat levels and across plants. A CV of 42% means the standard deviation is nearly half the average: a bell of outcomes so wide that a fruit two standard deviations below the mean is almost heatless while one two above is brutal, from the same plant, the same day. A CV of 7% means that same bell is pulled in tight — the

great majority of fruit within a narrow band of the target, the lottery replaced by a specification. For anyone formulating a product, the second distribution is a usable ingredient and the first is a hazard.

The buffering that holds a tight CV is, pleasingly, the same architecture that holds the plant alive. A pathway whose output is set by its *slowest* step is insulated from wobble in the faster ones: if the tonoplast transporter's steady capacity caps the rate (Chapter 3), then fluctuations in the synthesis enzymes upstream wash out against that ceiling, and the fruit's final heat tracks the transporter rather than the noise. Rate-limiting-by-design is therefore variance-reducing-by-design — the engineering that keeps free capsaicin below the toxic threshold is the same engineering that keeps the heat reproducible. Safety and consistency are not two features we pay for separately. They fall out of a single decision about where to put the bottleneck.

It helps to name the enemies of consistency individually, because a CV is only ever beaten one source of variance at a time:

SOURCE OF VARIANCE	WHAT IT SCATTERS	HOW WE HOLD IT
Promoter behavior	expression level, week to week	promoters characterized in the host
Copy number / insertion site	output per plant	defined, single, screened integrations
Host's own metabolism	precursor supply	rate-limiting at a buffered step
Environment (light, temperature)	development rate	controlled-environment cultivation
Harvest timing	accumulated product	a defined maturity window per cultivar

None of these is exotic; together they are the difference between a plant that happens to taste right once and a cultivar that tastes right every time. We treat the whole problem as quality-by-design — the reproducibility is not inspected in at the end, it is built into the construct and the protocol from the first gene — which is the only way a standard like seven percent survives being scaled from one greenhouse to a field. The flavor is the headline. The CV is the contract.

It is worth being concrete about who that contract is for, because the number only matters in someone's hands. A hot-sauce founder blending a batch needs this bottle to taste like the last, or the brand dies on the second purchase. A chef plating a dish two hundred times a night needs the heat to land the same way each time, or the dish is not a dish but a gamble. A manufacturer formulating at scale needs the input to be an *input* — a known quantity to build a recipe around — not a natural product that varies with the weather and the

harvest. Nature's forty-two-percent lottery disqualifies the plant from all three uses; the seven-percent cultivar invites it into all three. Consistency, in other words, is what turns a remarkable plant into a usable ingredient, and usable is the whole point of building it. We did not design these flavors to be admired once. We designed them to be *cooked with* — which means designed to be trusted, which means designed to repeat.

Cross-family work threatens that promise in three specific ways, and holding the line against each is a design discipline in itself:

1. **Foreign promoters drift.** A gene's expression depends on the promoter driving it, and a promoter borrowed from the pepper may behave erratically in a cucumber's unfamiliar regulatory environment — strong one week, weak the next, sensitive to conditions the pepper never cared about. We control this by choosing, for each host, promoters characterized *in that host*, with expression profiles measured across the conditions the plant will actually see, rather than trusting a pepper part to behave abroad.
2. **Copy number and insertion site scatter.** Where an installed gene lands in the host genome, and how many copies take, both affect output — and both vary plant to plant unless controlled. We use defined insertion strategies and screen for single, stable, well-placed integrations, discarding the lucky-and-unrepeatable in favor of the designed-and-reproducible.
3. **The host's own variability leaks through.** A plant whose native metabolism runs hot and cold — a carrot whose sugar storage varies with weather — will pass that variance into anything downstream of it. This is where the flux budget of Chapter 12 does double duty: a pathway throttled at the *sequestration* step, as in the cucumber, is also a pathway *buffered* against upstream wobble, because the transporter's steady capacity sets the output rate regardless of how the synthesis enzymes fluctuate. Designing for safety and designing for consistency turn out to be the same design.

The target for every frontier program is to carry the flagship's discipline across the family line: that same seven-percent ceiling, in a cucumber, in a carrot, in an apple — so that a Deep-Earth Carrot harvested at full term tastes like a Deep-Earth Carrot, this year and next, this root and the one beside it. We will not claim we have hit it in plants that do not yet exist; these are concept organisms, and their CV, like their IFI, is a target the model holds, not a measurement we have taken. But it is the target, stated plainly, because a frontier that quietly dropped the consistency standard would be selling the romance of the impossible without the rigor that makes it worth building. The seven percent is the promise. The frontier does not get to make it cheaply.

Chapter 15 · The Honesty of a Projection — *what we will and will not say about a plant that does not exist.*

This is the shortest chapter in the book and, for a frontier volume, the most important, because it is the chapter where we draw, in daylight, the line this whole shelf lives on: the line between what could be built and what has been.



FIG. 15 — The controlled chamber. Everything in this book that is a measurement was measured somewhere like this. Everything that is a projection has only ever lived in the model. The difference is the first thing we owe you.

Here is what is **measured**, real, and reproducible, and underpins every claim this company makes: forty-two host organisms, validated and live, carrying approximately 19,500 product SKUs backed by around 225 distinct construct designs; a thousand of those live and purchasable today; ten flagship superhot cultivars from Ember (SS-0087) to Phoenix (SS-0096); Phoenix's eight-axis profile and our model's prediction of approximately 2.94 million SHU; the Phoenix double variant S39L+L345G in Pun1; the seven-percent CV; eight sensory axes anchored to eight receptors; three patents filed and twenty-one peer-reviewed papers posted openly. These are not promises. These are the ground.

And here is what is **projected**: every cultivar, every ladder, every scorecard in Part II of this book. Black Ice, Double Agent, Mantle, Solar Flare, Original Sin — none of them has been grown. They live in the flux-balance model, as design targets, on roadmap tiers T3 and T4, with horizons of three to six years. Their IFI numbers are what the model says is reachable, not what a fruit has registered. We have labeled them so at every turn, and we will label them so every time, because the alternative — letting a beautiful projection wear the clothes of a measurement — is the one thing a frontier book can do that would poison the trust the rest of the library depends on.

Why hold the line this hard? Because the gap between *could* and *has* is exactly where excitement tempts people to lie, and because the regulatory and ethical reality of what we are describing demands it. These are novel organisms in novel families. A spicy lettuce is, from a food-safety standpoint, a new food — and moving a biosynthetic

pathway into a new plant family raises real questions we take seriously and would answer before anything reached a plate: allergenicity screening in the new host (does the installed pathway, or its interaction with the host's own proteins, create a novel allergen?), compositional analysis against the conventional crop, and the full novel-food diligence each jurisdiction requires. None of that is done by writing a good number in a table. It is done over years, in chambers like the one above, and it is not optional. A roadmap that implied otherwise would be not just dishonest but unsafe.

Allergenicity screening in particular is a concrete, published discipline, not a hand-wave, and it is worth naming because it is exactly the kind of diligence the romance of a frontier can tempt one to skip. Before any novel protein would be considered safe to eat, its sequence is compared against curated databases of known allergens by the internationally used criteria: a search for significant overall identity, and specifically for any **80-amino-acid window with greater than 35% identity** to a known allergen, plus a search for short exact-match epitopes; candidates that trip these flags are investigated or dropped. The proteins are assessed for stability to digestion — resistance to pepsin at low pH being one classical, imperfect proxy for allergenic potential — and the whole food is put through compositional analysis against its conventional counterpart, the "substantial equivalence" comparison regulators require of a novel food. Moving a biosynthetic pathway into a new plant family makes every one of these checks mandatory, because a new protein in a new host context is precisely the situation the frameworks were written for.

None of that work is done by the flux model, and none of it is implied by a good-looking scorecard. It is the reason the gap between a projection and a product is measured in years and not in confidence. We say this not to diminish the dream but to dignify it: a company that will one day put a spicy lettuce on a plate is a company that will first do the unglamorous, multi-year work of proving it safe — and saying so, plainly, is part of what it means to publish a frontier honestly rather than merely sell it.

Because this is the chapter where we draw the line, let us draw it as a ledger, with nothing on the wrong side:

MEASURED — THE GROUND	PROJECTED — THE FRONTIER
42 live host organisms	the 5 plants of this book
~19,500 product SKUs, ~225 construct designs	their concept cultivars and ladders
1,000 live and purchasable today	every IFI scorecard in Part II
10 flagships, SS-0087 → SS-0096	the gene counts and horizons (T3–T4)
Phoenix: 8/8 axes, predicted ~2.94 M SHU	the cross-family transfers, un-grown
3 patents · 21 open papers	this entire garden, for now
CV ≤ 7%, measured	CV ≤ 7%, held as a target

Everything in the left column you could verify tomorrow — the papers are posted openly under a Creative Commons license, the cultivars are real, the numbers are read off assays. Everything in the right column is a promise the platform makes about what it could build, priced in years. We publish both, side by side, precisely so that no reader ever has to guess which is which. A frontier told honestly is more impressive than one told loosely, not less — because the honesty is itself the evidence that the people describing the garden actually know how it would be grown.

The open-science posture is part of the same honesty, and we mention it here because it is what makes the left column checkable rather than merely asserted. The twenty-one peer-reviewed papers behind the platform are posted on Zenodo under a Creative Commons Attribution license — free to read, free to reuse, free to challenge — and the three filed patents are public documents by design. We would rather be audited than believed. A company making extraordinary claims about rewriting plant chemistry should expect, and invite, exactly the scrutiny that an open record permits; the surest sign that a frontier is real and not a pitch is that its builders have published the method and dared the field to find the flaw.

As for the plants themselves, the regulatory road is neither hidden nor short, and it differs by jurisdiction in ways we plan around rather than wish away: a novel-food and engineered-organism review in the United States across its several agencies, a novel-food and GMO authorization regime in the European Union, and parallel frameworks elsewhere, each demanding the compositional, allergenic, and environmental diligence this chapter has described. None of the five plants in this book has entered that road, because none of them yet exists outside the model. When they do, the road is the road, and we will travel all of it. Saying that plainly is not a hedge. It is the shape of doing this responsibly.

So the discipline of this shelf is simple to state and hard to keep: we will dream in public, in full detail, with the real mathematics shown — and we will never let the dream be mistaken for the harvest. The impossible garden is a real plan built on a real platform. Most of it is still a plan. Saying so, clearly, on every page, is not a weakness of the book. It is the thing that makes the book worth reading.



PART IV OF IV

The Garden on the Plate

What a chef could cook from the frontier — a preview, honestly labeled

Chapter 16 · Cooking the Impossible — *a preview of a harvest that grows only in the model.*

This book is for chefs as much as for anyone, and a chef reads a flavor by cooking it. So we close the practical part of the garden with three dishes — not recipes you can shop for yet, because their central ingredients grow only in our model, but *compositions*: the dishes these plants were designed to become, written out fully, so you can taste them the way we do when we design them. Think of this chapter as the menu of the impossible garden, posted on the gate before the gate is open. Everything here is plant-forward, which is where our table naturally sits; the heat does the work meat would otherwise do.



FIG. 16 — Specimen roots and fruit staged for the kitchen. The frontier plated is still, for now, a thing we cook in the imagination and the model — but we cook it in full.

Cool-Burn Cucumber, Lime, Chili Crisp — built on *Black Ice*. The dish that started the book. Smashed cool-burn cucumber dressed so the cold hits first and the heat rises through it, the way the fruit is engineered to deliver.

```
Black Ice cucumber ........ 2 large, chilled hard
lime ...................... 2, juice + zest
rice vinegar .............. 15 ml
toasted sesame oil ........ 10 ml
chili crisp ............... 1 tbsp (to carry, not to cover)
flaked salt ............... to taste
cilantro + mint ........... a generous handful
```

1. Chill the cucumbers to near-freezing — the cold front of the fruit is part of the dish; serve it cold enough that the TRPM8 note lands on arrival.
2. Smash, don't slice — crush the cucumber so the cut tissue floods with its own green LOX aldehydes at the table, fresh in the first second.
3. Dress with lime, vinegar, sesame oil, and only enough chili crisp to echo the fruit's own heat, not bury it.
4. Finish with flaked salt and the torn herbs. Eat immediately, while the cold is still cold and the built-in heat is rising to meet it.

Dish readout — Cool-Burn Cucumber (projected, built on concept cultivar):

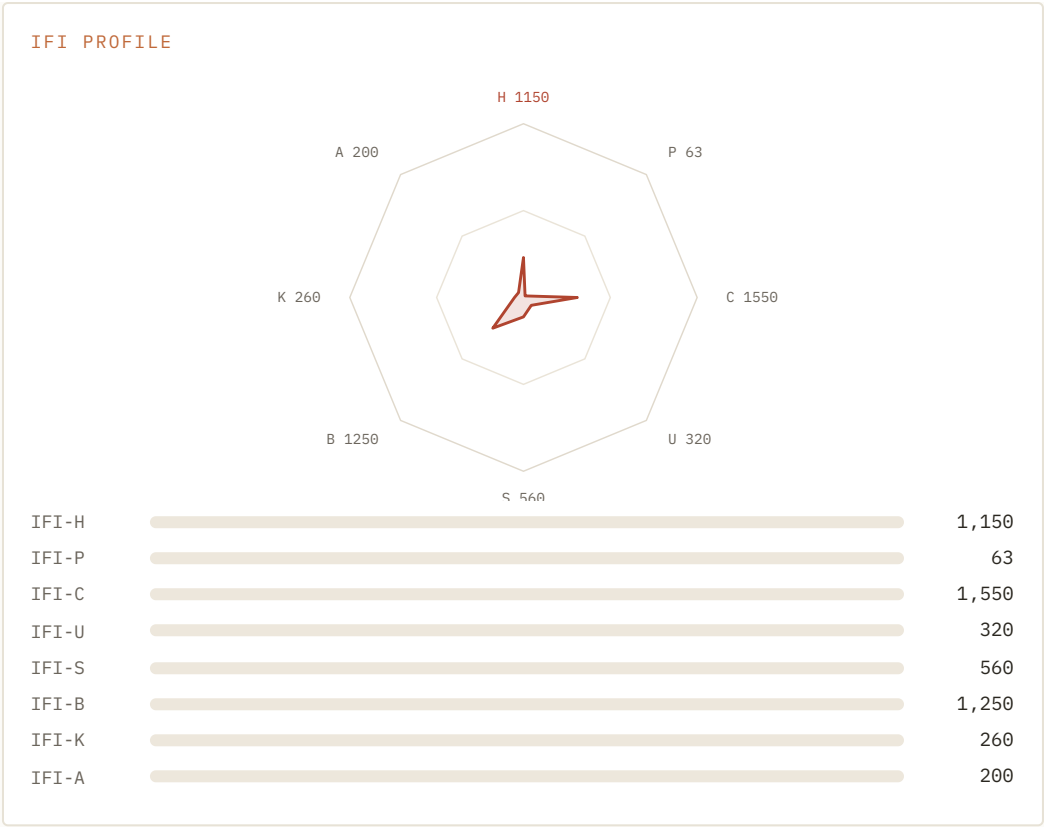

Espionage Wraps, Silken Tofu, Ginger — built on *Double Agent*. The whole trick of the dish is that it looks like the blandest thing on the table — pale lettuce cups, white tofu — and detonates savor and heat on the first bite.

```
Double Agent lettuce ..... 1 head, leaves kept whole as cups
silken tofu ............... 300 g, cold, cubed
young ginger .............. 20 g, fine julienne
scallion .................. 3, sliced thin
soy or tamari ............. 20 ml
rice vinegar .............. 10 ml
toasted sesame ............ 1 tbsp
```

1. Keep the lettuce leaves whole and cold — the cover is the crisp, pale blankness; do not dress them.
2. Dress the silken tofu quietly with soy, vinegar, ginger, and scallion — let it read mild, so the leaf is the surprise, not the filling.
3. Spoon the cool tofu into each leaf cup. Finish with toasted sesame.
4. Serve so each guest takes a whole cup in one or two bites — the payload (heat, umami, kokumi) is in the *leaf*, and it should land all at once, out of what looked like nothing.

Dish readout — Espionage Wraps (projected, built on concept cultivar):

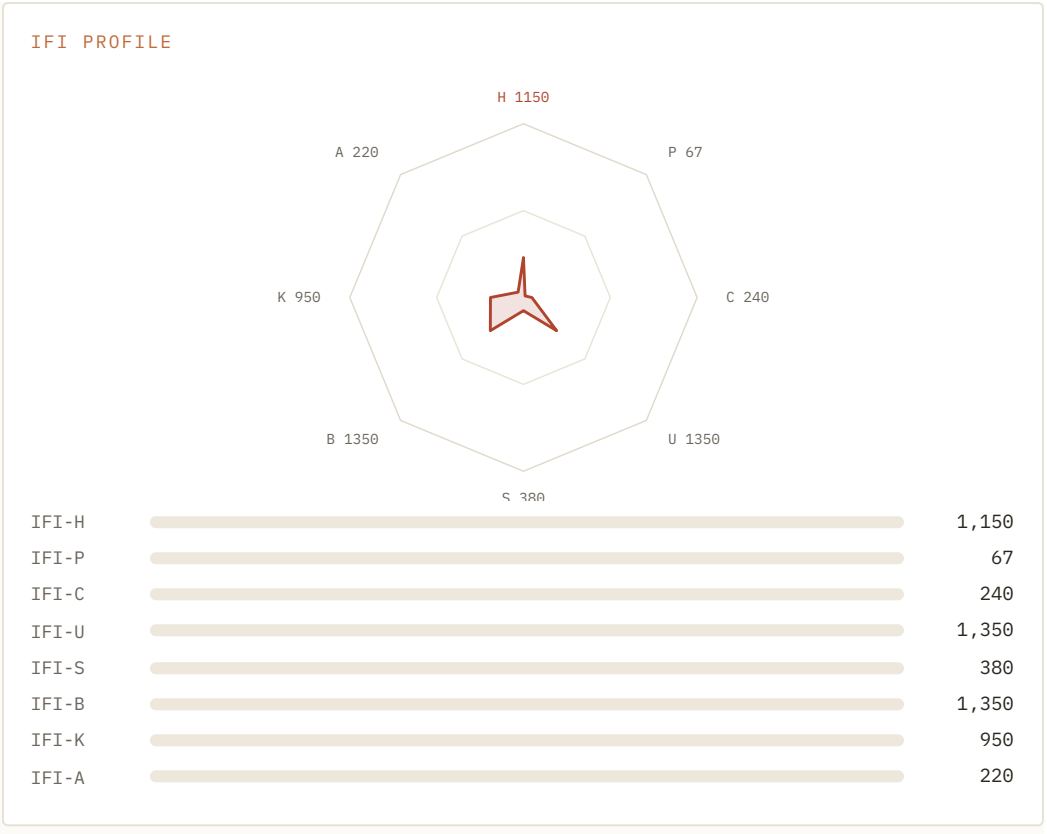

Deep-Earth Carrots, Charred, Labneh, Cumin — built on *Mantle*. A dish that leans all the way into the carrot's grounded, kokumi-rich, earth-and-fire character — the warmth that keeps in the dark, brought up to the heat of a live fire.



FIG. 16b — Cucumber specimen, staged alongside. Cold in one hand, earth-fire in the other: the range of a single garden.

```
Mantle carrots ..... 500 g, full-term, scrubbed not peeled
olive oil ........... 30 ml
cumin seed ......... 1 tsp, toasted + cracked
labneh (or thick yogurt) .. 200 g
lemon ..... 1, juice
honey ..... 1 tsp (optional, to meet the sweetness)
dill + parsley ..... a handful
```

1. Leave the carrots whole or halved lengthwise, skins on — the heat lives in the cortex, and the skin holds it in through the fire.
2. Char hard over live flame or under a fierce broiler until blistered and tender — the sugar caramelizes, the earth-note deepens, the engineered heat is unbothered by the fire.
3. Spread the labneh, slackened with lemon, across the plate; lay the carrots on it so the cool dairy meets the root's rising kokumi heat.
4. Scatter toasted cumin and herbs; a thread of honey if you want the sweetness to rise and meet the fire. Serve warm.

Dish readout — Deep-Earth Carrots (projected, built on concept cultivar):

IFI PROFILE

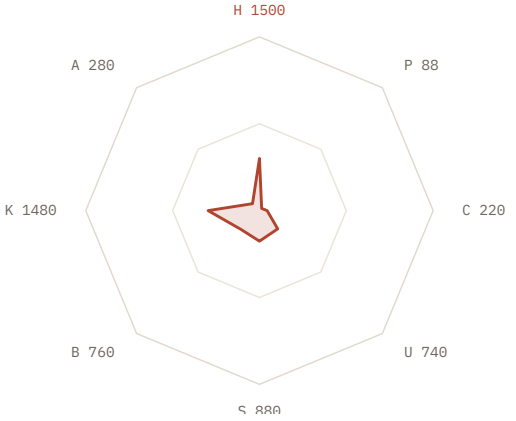

IFI-H	1,500
IFI-P	88
IFI-C	220
IFI-U	740
IFI-S	880
IFI-B	760
IFI-K	1,480
IFI-A	280

Solar Melon, Chili-Lime, Sea Salt — built on *Solar Flare*. The simplest plate in the book, and the one we think most likely to convert a skeptic: cold melon whose own sweetness turns, at the finish, into a warm glow.

```
Solar Flare melon ......... 1, ripe, very cold
lime ...................... 1, juice + zest
flaked sea salt ........... a pinch per piece
mint ...................... a few leaves, torn
```

1. Cut the melon cold and keep it cold — the sugar and perfume lead, and they read best chilled.
2. Squeeze lime over and grate a little zest — the acid frames the sweetness and makes room for the heat to be felt.
3. Flake sea salt on each piece; salt lifts both the sugar and the warmth.
4. Tear mint over the top. Eat, and wait for the finish: the sweetness arrives first, full and floral, and the built-in heat rises underneath it a half-second later — the sun coming up inside the fruit.

Dish readout — Solar Melon (projected, built on concept cultivar):

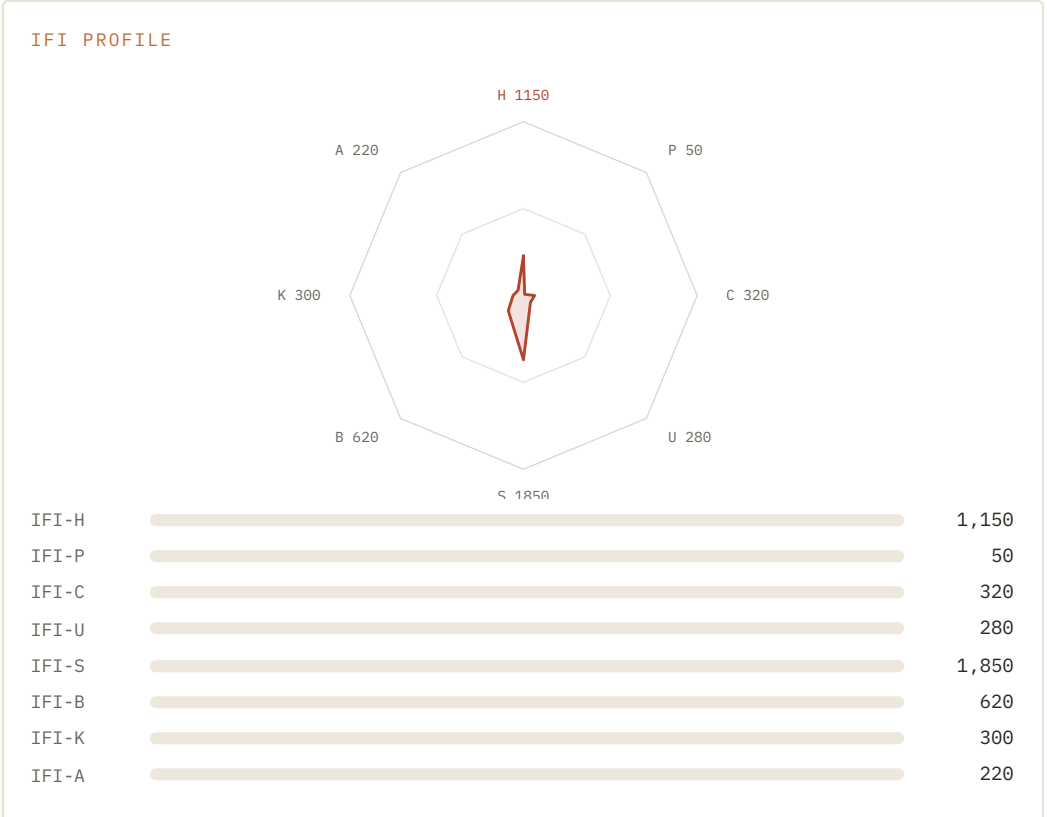

Four dishes, four contradictions on a plate: a salad that is cold and hot at once, a wrap that is bland until it detonates, a root vegetable with earth and fire braided through it, and a melon whose own sweetness turns to warmth. None of them can be cooked tonight. All of them can be tasted, exactly, by anyone who reads an IFI profile — which is, in the end, what the Index was built to let you do: taste a thing before it exists, precisely enough to decide whether it is worth the years it would take to grow.

Chapter 17 · The Garden We Are Growing Toward — *the impossible is a direction.*

We began with a cucumber on a cutting board and a question disguised as a joke, and we have spent a book taking the joke seriously: four enzymes that travel, a vault for each new host, a ruler that reads any plant, a mathematics that keeps the dreaming honest. It is worth saying plainly, at the end, what we think the impossible garden actually *is* — because it is not, finally, a collection of party tricks. A hot cucumber is a wonderful thing to put in your mouth. It is not why we do this.



FIG. 17 — The greenhouse at the edge of light. The forty-two plants we have are the proof; the sixty-four on the roadmap are the direction; the garden itself is the argument — that a plant's nature is a starting condition, not a limit.

The impossible garden is an argument, made in living plants, that the identity of a crop is a starting condition and not a wall. For ten thousand years we treated what a plant *is* as fixed — a cucumber is cool, a lettuce is bland, a carrot is sweet, heat belongs to the pepper and nowhere else — and we built our whole relationship to food around accepting those givens. The frontier work says, gently and with a great deal of math: those are not givens. They are defaults. And a default, once you can read the receptor and write the gene, is something you can revise with intention — not to make a plant a stunt, but to let it carry more than its default ever allowed it to.

That is where the quiet thing under every book in this library finally comes up for air. We do not design flavor because flavor is a game. We design it because *the same hands that can route carbon toward capsaicin can route it toward nourishment* — because the method that teaches a carrot to hold heat is the method that could teach it to hold more of what feeds you well, and because a plant grown with this much attention ought to be grown to carry the most it can, flavor and substance together, as a single act of intention. The impossible garden is the dramatic edge of a much larger project, and the edge is exciting precisely because of what stands behind it: the belief, which runs under everything we grow, that food should be made to

give your body the most it can, and that designing a flavor and designing a nourishment are not two different kinds of work. They are the same reverence, pointed at the same plant.

We want to be careful here, because this is the one place the book's quiet value becomes its loud subject, and it is easy to say it badly. We make no claim that a Deep-Earth Carrot will do anything for your health; that is not a sentence we are allowed to write or willing to imply, and the discipline of this whole library is to keep nourishment a *value* rather than a *claim*. What we will say is narrower and truer: the carbon a plant fixes is finite, and where it goes is, increasingly, something we can influence — toward a flavor, toward a pigment, toward the density of what a bite actually delivers. The method that routes carbon toward capsaicin is, in its bones, a method for deciding what a plant spends itself on. We have pointed it, in this book, at the most dramatic target imaginable — heat where heat cannot grow — because the drama proves the control is real. The same control, pointed quietly, is what *The Nourishment Frontier* and *Grown Right* and *Clean* are about: growing food with the intention that it carry the most it can, flavor and substance together. The impossible garden and the nourishing one are the same garden. We simply planted the loud bed first.

There are sixty-four organisms on the roadmap and forty-two already live. The five in this book — the cucumber, the lettuce, the carrot, the melon, the apple — are the middle altitude of the climb: far enough from the pepper to be genuinely new, close enough to be genuinely buildable, three to six years out in the model. Behind them wait the harder tiers, the storm corn and the dynasty rice and the plants we have not named yet because we are not yet sure they can be grown.

We think often about what those harder tiers mean, because they are where the thesis of this book gets its real test. Storm Corn and Dynasty Rice and Wildfire Broccoli and Nuclear Cabbage are not jokes to us, though their names grin; they are the grasses and the brassicas, the staples that feed most of the world, and carrying designed flavor — and one day designed nourishment — into *those* is the work that would matter most. A spicy cucumber is a wonder and a delight. A staple crop grown to carry more of what a body can use would be something larger, and the impossible garden is, in the end, the rehearsal for it: every contradiction we resolve in a cucumber or a carrot is a technique banked against the day we point the same method at a field of rice. We are not there. We are honest about not being there. These are computational designs; Scoville Splice's cultivars and constructs have not been experimentally validated in a laboratory. But the direction has never been clearer, and the garden we can already grow is proof enough of the one we are growing toward. We will build them the way we have built everything: one shelf at a time, the math shown, the projections labeled, the vault found before the fire is lit, and the family at the table arguing about whether we should.

A cucumber that burns. A leaf that detonates. A root that keeps its fire in the dark. When we started, these were punchlines. We have spent years learning that the only thing standing between a

punchline and a plant is a sufficiently patient understanding of what the plant already is — and a refusal to pretend we have grown what we have only, so far, designed. The garden is still mostly a model. But a model this exact is not a fantasy. It is a map. And we have never yet found a place on this particular map that the plant, asked patiently enough, said no to twice.

— written as we always write, in the family we, from the greenhouse at the edge of what can be grown.