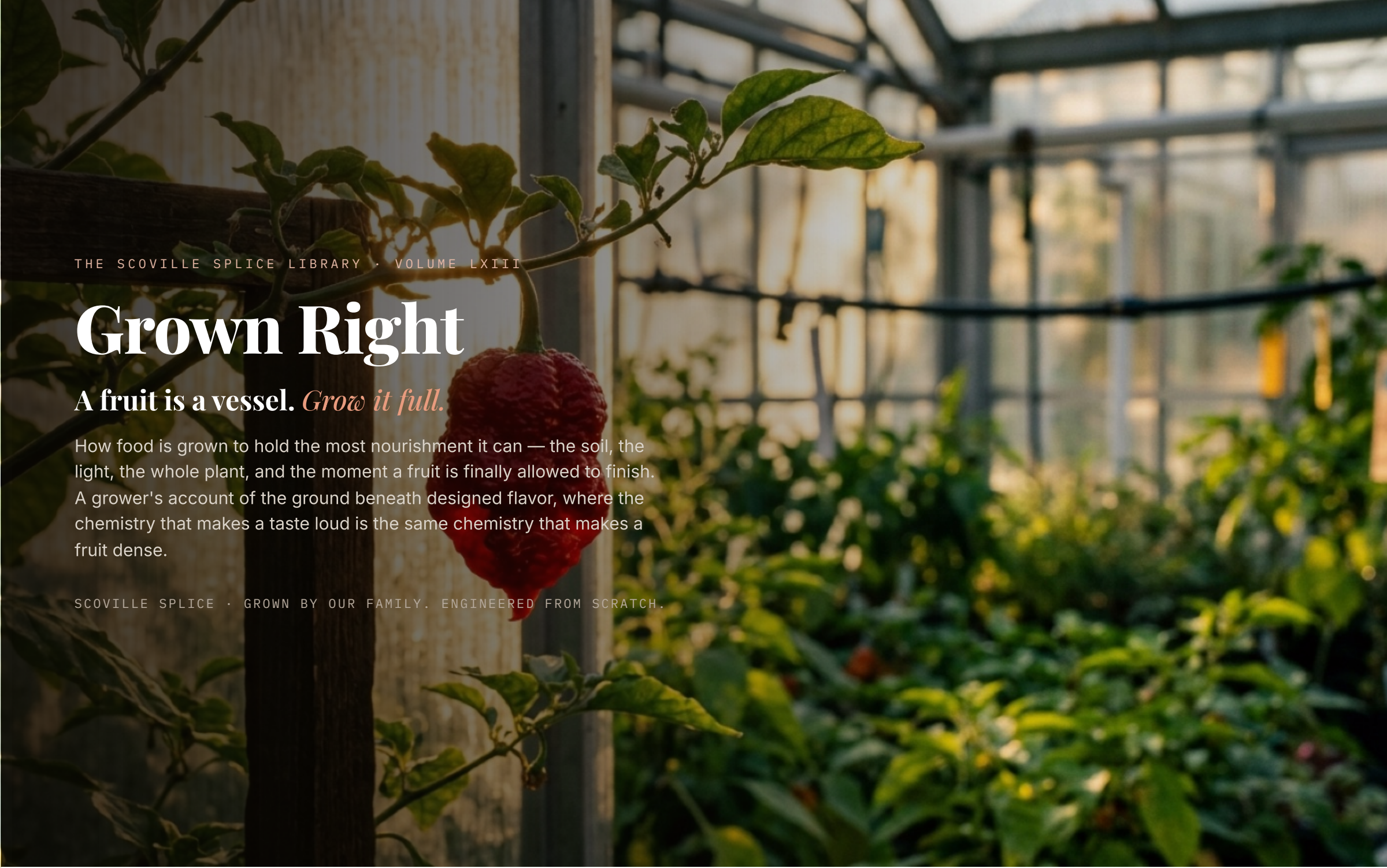

THE SCOVILLE SPLICE LIBRARY · VOLUME LXIII

Grown Right

A fruit is a vessel. *Grow it full.*

How food is grown to hold the most nourishment it can — the soil, the light, the whole plant, and the moment a fruit is finally allowed to finish. A grower's account of the ground beneath designed flavor, where the chemistry that makes a taste loud is the same chemistry that makes a fruit dense.

SCOVILLE SPLICE · GROWN BY OUR FAMILY. ENGINEERED FROM SCRATCH.

Contents

01 Opening essay · The vessel we forgot to fill

02 Chapter 1 · The Dilution Effect — the century we traded density for size.

03 Chapter 2 · Reading Nourishment the Way We Read Flavor — why the kokumi plant is the dense plant.

04 Chapter 3 · The Whole Plant as a Budget — where the carbon goes is where the nourishment is.

05 Chapter 4 · The Rhizosphere — the root is a mouth, and it does not eat alone.

06 Chapter 5 · The Mineral Ladder — seventeen elements, and the one that limits all of them.

07 Chapter 6 · Soil Organic Matter and the Carbon Economy — the long game under everything.

08 Chapter 7 · Light as Instruction — the leaf does not only eat the sun; it reads it.

09 Chapter 8 · The Air They Breathe — carbon dioxide is revenue, and revenue is not density.

10 Chapter 9 · Water, Precisely — the counterintuitive truth that a little thirst makes a fuller fruit.

11 Chapter 10 · Temperature and the Clock — heat does not feed the plant; it sets the pace of everything.

12 Chapter 11 · The Hormesis Principle — a plant under mild duress builds exactly what we want.

13 Chapter 12 · The Color of Defense — the pigments are the nutrients are the flavor.

14 Chapter 13 · Ripening, Finished — the oldest lever, the one the truck took.

15 Chapter 14 · G × E × M, Closed — a designed gene is a promise the growing has to keep.

16 Chapter 15 · Biofortification, Two Ways — feed the soil, or design the plant, or both.

17 Chapter 16 · The Flagship, Grown Right — the full-spectrum plant as a growing problem.

18 Chapter 17 · The Roadmap in the Ground — sixty-four plants we have not yet grown.

19 Chapter 18 · Grown Right — the vessel, filled, and given with intention.

Opening essay · The vessel we forgot to fill

A tomato is a bag of water that a plant spent a summer filling with meaning. We have cut a thousand of them open at our table, and the first thing we have learned to see is not the color or the seed cavity but the *load* — how much the plant managed to pack into the space before we took it. Sugar and acid and glutamate; the carotenoids that stain the walls red; the γ-glutamyl peptides that will later read on the tongue as a kind of roundness you cannot name. All of it is cargo. The fruit is the vessel. The whole argument of this book is that we have spent a century building bigger vessels and forgetting to fill them.

That is not a metaphor, and it is not an accusation; it is arithmetic. When a plant breeder selects for yield, the easiest thing to add is water and starch, because water and starch are cheap — a few more days of photosynthesis and irrigation and the fruit is heavier, and heavier is what the scale rewards. Minerals are not cheap. A gram of iron in a leaf had to be pulled from a shrinking shell of soil around a root, carried against a gradient, and spent. A molecule of glutathione had to be assembled from a sulfur atom the plant may have had to compete for. So as fruits grew, the dense things inside them did not keep pace, and the concentration — the amount of nourishment per bite — quietly fell. A widely cited 2004 survey of United States food-composition records found that across forty-three garden crops, median levels of protein, calcium, phosphorus, iron, riboflavin, and vitamin C were all lower at the century's end than at its middle. Nobody did this on purpose. It is simply what you get when the only number anyone optimizes is size.



The family walks the research greenhouse at first light — the hour when the plants have finished the night's work and not yet begun the day's.

We came at this problem from the other end. Our family's work began with flavor — with the question of how to say *how much* heat, how much sweetness, how much of the savory depth that makes a broth taste like being cared for, and then how to design a plant to carry exactly that. The instrument we built for it is the Iyengar Flavor Index, and it rests on a single idea: a flavor's score is not how much of a compound a food holds but how *loudly* that compound speaks to its receptor. We write it as one ratio.

$$IFI(candidate) = 1{,}000 \times EC_{50}(reference) \div EC_{50}(candidate)$$

EC_{50} is the concentration at which a stimulus drives its receptor to half of full response — the half-maximal dose, the point where the lock is turned halfway. Invert it against a stated convention reference and scale by a thousand, and loudness becomes a score. Eight axes, eight receptors — each axis calibrated to its own defined convention reference constant, so scores within any axis are directly meaningful, while scores across different axes reflect different defined baselines rather than a single common scale. The scorecard tops out at 5,000 per axis. We will use it constantly in this book, because it turns out that the chemistry that makes a flavor loud and the chemistry that makes a fruit nourishing are, far more often than anyone expects, the *same chemistry*.

Here is the sentence this whole volume turns on, and we want it plain and early: **we do not design nourishment into a flavor number, and we never will.** The Index measures taste, not health; there is no ninth axis called "good for you," and anyone who sells you one is selling you a claim. What we have found instead is quieter and truer. The molecules that register on the Index — the phenolics that carry astringency, the γ-glutamyl peptides that carry kokumi, the pigments that carry color and the carotenoids under them — are, many of them, the plant's own defensive and metabolic chemistry. They are loud on the tongue *because* the plant made a great deal of them, and the plant made a great deal of them *because* it was grown in a way that asked it to. Flavor and nourishment are not the same thing. But they ride the same roads out of the same pathways, and a plant grown to be loud is very often a plant grown to be full.

This book is about those roads. It is about the ground a root reads, the light a leaf obeys, the air it breathes and the water we are careful to withhold; about the whole plant as a budget with a limited amount of carbon to spend and our quiet campaign to get it spent on the right things; about stress applied on purpose, because a plant under mild duress builds the compounds that defend it, and those compounds are the color and the depth and the density all at once; and finally about the oldest and most-ignored lever of all, which is simply *letting the fruit finish* — not picking it green for the truck, not gassing it back to red in a warehouse, but leaving it on the vine until the plant has stopped loading it. We restored a shipping tomato's umami from an IFI-U of 300 to 2,600 that way, through the plant's own glutamate route; most of the gain was not an edit at all. It was the harvest date.



A tomato, in cross-section — the seed cavity, the pericarp walls, the gel. Every chamber is a place the plant can store what we ask it to store.

We are a family of scientists who revere what we grow, and we are vegetarians first by habit and by conviction, so the plant is where our attention naturally rests; the meat and the fish that appear in these pages are treated with the same care and no apology. The computing — the models, the edits, the index — was one pair of hands. The growing, the tasting, the long arguments at the table about whether a fruit was finished or merely red: that was all of us. What follows is what we have learned about filling the vessel. It is agronomy and plant physiology and a little biochemistry, held together by a conviction we will state once here and then let hum underneath the rest: that food grown to hold the most it can is a kind of care, given to the body with intention, and that the growing of it and the designing of it are, in the end, one act.



PART I OF V

The Vessel and What Fills It

the dilution effect · reading nourishment the way we read flavor · the whole plant as a budget

Chapter 1 · The Dilution Effect — *the century we traded density for size.*

Open a 1950 seed catalog beside a 2020 one and the difference you can see is the easy part: the modern tomato is rounder, redder, firmer, and far more uniform. The difference you cannot see is the one this chapter is about. Across the second half of the twentieth century, as agronomy learned to push yield — more nitrogen, better irrigation, dwarfing genes, the whole apparatus of the Green Revolution — the mass of a harvest climbed faster than the mineral and vitamin content inside it, and so the *concentration* of those nutrients, the amount per gram, declined. The phenomenon has a plain name in the literature: the dilution effect. It is the single most important fact a grower who cares about nourishment has to hold in mind, because it is the baseline every other decision in this book pushes against.

The mechanism is not mysterious once you think of the fruit as a budget. A plant builds biomass mostly out of carbon, hydrogen, and oxygen — the carbohydrates it fixes from air and water, which cost it only sunlight. It builds the dense fraction — the iron, the zinc, the protein nitrogen, the phosphorus — out of elements it must mine from soil against concentration gradients, a slow and metabolically expensive business. When you select a variety for yield, you are mostly selecting for the plant's ability to pour cheap carbohydrate into a larger vessel. The expensive cargo does not scale with it. A tomato twice the size is not twice as mineral-rich; it is closer to the same milligrams of iron spread through twice the water. Bigger, and thinner.

NUTRIENT (MEDIAN, 43 CROPS)	DIRECTION, 1950 → 1999	WHY IT DILUTES
Protein	down ≈ 6%	nitrogen mining lags carbohydrate gain
Calcium	down ≈ 16%	phloem-immobile; follows transpiration, not sink demand
Phosphorus	down ≈ 9%	diffusion-limited at the root surface
Iron	down ≈ 15%	uptake costly; chelation-limited in alkaline soil
Riboflavin	down ≈ 38%	synthesis not coupled to yield selection
Vitamin C	down ≈ 20%	degrades with storage; diluted by water gain

Medians from a widely cited 2004 analysis of United States Department of Agriculture food-composition data. The exact figures are debated; the direction is not.

There is a second dilution, newer and quieter, and an honest grower's book has to name it even though it complicates the story. Carbon dioxide in the atmosphere has risen by roughly half since

pre-industrial times, and controlled studies have shown that growing many C3 crops — wheat, rice, soybean, most of what we eat — under elevated CO_2 increases their carbohydrate yield while *lowering* the concentration of zinc, iron, and protein, by something on the order of 3 to 17 percent depending on the element and the crop. The plant, handed cheap carbon, does exactly what the yield breeders taught it to do: it makes more sugar and dilutes everything else. We will return to this in Part III, because it has a sharp edge for anyone who, like us, enriches a greenhouse with CO_2 to drive growth. The lesson arrives early: **you cannot buy density with carbon.** Carbon makes the vessel. Something else has to fill it.

How you *measure* density decides whether you can manage it, and the choice is less obvious than it looks. Nutrient content reported per fresh gram — the way a food label reads — is the most dilution-prone number there is, because it rides the fruit's water content up and down: a watery tomato and a concentrated one can carry nearly the same milligrams of iron and report wildly different figures. We track three denominators instead, and watch all three move. Per gram of *dry matter* strips out the water and exposes the true concentration of the dense fraction — the number the dilution effect actually moved. Per *calorie* asks the question a body cares about, how much nourishment rides along with each unit of energy, and it is the denominator on which refined, diluted foods fail most starkly. And nutrient *per fruit* — the absolute load — is what the plant actually built, and the only figure that credits a grower for growing a denser fruit even when it is a smaller one. A density program that reports only per-fresh-gram can be fooled by water; a program that watches dry-matter concentration, nutrient-per-calorie, and absolute load together cannot be.

Decompose the dilution across its three terms and you can see where each era's losses came from, which is the same thing as seeing where the gains are hiding. The genotype contributed: the high-yield varieties selected for mass carry, on average, lower mineral concentration than the landraces they replaced, a genetic dilution measured directly by growing old and new varieties side by side in the same ground and weighing the difference. The environment contributed: thinning soils mined of their organic matter, and the rising atmospheric carbon of the elevated-CO_2 studies. And the management contributed: heavy irrigation that fills the fruit with water, soluble-fertilizer regimes that bypass the rhizosphere, and above all the early harvest that Chapter 13 is devoted to. The decomposition is not an exercise in blame. It is a map of leverage — because every term that lost density is a term a grower holding all three terms at once can win back.

There is one hard tension in that recovery, and an honest grower's book has to name it rather than wish it away: density and yield genuinely trade against each other at the margin. The dense fraction costs the plant carbon it could have spent on mass, so the fullest fruit is rarely the heaviest, and a grower chasing density gives up some tonnage to get it. The resolution is to change the number being optimized. Yield asks how many kilograms came off the field; what we optimize instead is closer to *nutritional yield* — the nourishment

per area per season, the product of how much grew and how full it was. A field of slightly smaller, markedly denser fruit can out-deliver a field of large, thin fruit on that combined ledger, and it is the only ledger that credits the whole act of growing right. The arithmetic is not marginal: a twenty percent gain in concentration set against a ten percent loss in mass is a clear net gain in nourishment delivered, and that is routinely the shape of the trade when the dense fraction is what grew. We weigh the harvest, and then we weigh what the harvest holds, and the second weighing is the one that decides whether a season succeeded.



The research plot at the edge of the greenhouse, where we grow the same genotype under a dozen regimes and weigh what the ground did to it.

This is where the grower's favorite shorthand — genotype × environment × management, written **G × E × M** — earns its keep. A fruit's final load is the product of three things, not one: the genes it was given, the environment it was grown in, and the way it was managed from transplant to harvest. The dilution effect was a failure to respect the product. Breeders optimized G for yield; the market optimized M for shelf life and transport; E drifted with the climate; and nobody was watching the density. Our entire program is an argument that all three terms belong to the same hand. We design the genotype — that is the molecular work the rest of the Library documents, the edits and the constructs and the Index. But a designed genotype is a promise, not a result. The promise is only kept if the environment and the management are designed to match it. A tomato engineered to route glutamate into its fruit will still ship out empty if you pick it green and let the truck finish it. The gene sets the ceiling. The growing decides how close you come to it.

We measure that gap obsessively, because measurement is the only thing that keeps a density program honest. For flavor we have the Index; for the fruit's mass and water we have a refractometer and a scale; for the mineral load we have the assays any analytical lab can run. The number we care about most is not any single one of these but the ratio between them — nutrient per gram of dry matter, held steady or climbing even as yield climbs. That is the needle the dilution effect pushed the wrong way for fifty years, and it is the needle every chapter that follows is trying to push back. The harvest index, the rhizosphere, the light recipe, the controlled stress, the ripening window: read them all as tactics in one campaign, which is to make a vessel that is both large and full, and to prove with numbers that it is.

Chapter 2 · Reading Nourishment the Way We Read Flavor — *why the kokumi plant is the dense plant.*

We said in the opening that we would never fold nourishment into a flavor score, and we meant it. But there is a reason this book carries the kokumi accent — the olive-green of IFI-K, the axis of richness and continuity and mouthfeel — and the reason is that of all eight axes, kokumi is the one whose chemistry runs straight into genuine nourishment, so cleanly that following it teaches the whole method. To read nourishment the way we read flavor, start here.

Kokumi is not a taste you can point to. The other axes announce themselves — heat on the trigeminal nerve, sweetness on TAS1R2·TAS1R3, the slow bitter of TAS2R38. Kokumi has no flavor of its own. What it does is make the others *last and round out* — it is the sensation of a broth that fills the whole mouth and does not thin at the edges, the difference between a stock that tastes complete and one that tastes like it is missing something. Its receptor is CaSR, the calcium-sensing receptor, a seven-transmembrane protein that sits on the tongue and, it turns out, in the gut and the kidney and half the tissues of the body, where its day job is sensing extracellular calcium. On the tongue, CaSR is activated not by calcium but by a particular family of molecules: the γ-glutamyl peptides.



A pepper, halved — the placenta where the plant concentrates its most expensive chemistry, and the first thing we read when we cut one open.

Here is where flavor and nourishment turn out to be the same sentence. The archetypal γ-glutamyl peptide, the one that activates CaSR most famously, is glutathione — γ-L-glutamyl-L-cysteinylglycine, a tripeptide. And glutathione is not some flavor curiosity. It is the master antioxidant of nearly every living cell, plant and animal alike; it is the molecule that buffers oxidative stress, recycles vitamins C and E, and keeps the cell's redox ledger balanced. The same γ-Glu-Cys-Gly that the tongue reads as *richness* is the molecule the plant built to defend its own tissues, and

the molecule a body uses to defend its own. When we grow a plant to be loud on IFI-K — rich in glutathione and its cousins γ-Glu-Val-Gly and γ-Glu-Cys — we are not adding a flavor the way you salt a soup. We are growing a plant that invested heavily in its own redox chemistry, and that chemistry is cargo worth carrying.

The receptor earns a closer look, because its mechanism explains why kokumi behaves so unlike every other taste. CaSR is a class-C G-protein-coupled receptor built around a large extracellular "venus flytrap" domain — two lobes that close around a ligand the way a trap closes around a fly. Its primary agonist is the calcium ion itself, which is why the same receptor reads extracellular calcium throughout the body, in the parathyroid and the kidney and the gut. The γ-glutamyl peptides do not activate it head-on; they act as *positive allosteric modulators*, binding at a site within the flytrap and making the receptor more sensitive to the signals already present, tuning its gain rather than switching it cold. That allosteric action is the molecular correlate of kokumi's strange character on the tongue: it has no flavor to call its own, yet it deepens and sustains the flavors around it, because what it is physically doing is making a receptor read its inputs more fully. The axis measures that amplification as loudness; the loudness is γ-glutamyl peptide concentration; and the peptide, we keep insisting, is cargo worth carrying.

Trace the cargo back to its origin and the whole of it rests on a single element the soil has to supply. Glutathione is assembled in two ATP-dependent steps — glutamate-cysteine ligase joins glutamate to cysteine, and glutathione synthetase adds the glycine — and the rate-limiting ingredient is cysteine. Cysteine is where a plant's sulfur becomes biology. Sulfur arrives at the root as sulfate and is reduced down a dedicated chain: ATP sulfurylase activates it to adenosine-5′-phosphosulfate, APS reductase reduces that to sulfite, sulfite reductase to sulfide, and O-acetylserine(thiol)lyase finally fixes the sulfide onto a carbon skeleton to make the amino acid. Every γ-glutamyl peptide, every glutathione molecule, every kokumi-active compound stands at the far end of that chain. A plant short of sulfate makes little cysteine; little cysteine means little glutathione; and little glutathione means a quiet kokumi axis *and* a thin antioxidant load, both failing at the same step for the same reason. This is why Chapter 5 promotes sulfur out of the footnotes where most agronomy leaves it: for a nourishment program it is the throttle on the entire flavor-and-nutrition convergence.

The convergence runs deeper than a shared precursor, into the plant's daily redox housekeeping, and it is worth following one step further because it is the clearest case in all of food chemistry of a flavor and a nutrient being one molecule doing one job. Glutathione does not sit inert in the cell; it cycles. In the ascorbate-glutathione cycle — one of the central antioxidant systems of every plant cell — glutathione is continuously oxidized as it neutralizes reactive oxygen and regenerates vitamin C, then reduced again at the cost of cellular energy, the ratio of its reduced to its oxidized form serving as a running readout of the cell's oxidative state. A plant grown under the controlled stresses of Part IV runs this cycle hard and keeps a large glutathione pool to buffer it; a fruit from such a plant carries that pool

as cargo. So the kokumi you taste is, quite literally, the plant's redox buffer — the richness on the tongue is the size of the reserve the plant built to defend itself, and the same reserve is a genuine antioxidant nutrient in the fruit. We do not have to add it. We grow the plant that made it, and we grow the plant that made it by supplying the sulfur and applying the stress.

This is also where the method of *measuring* nourishment earns its discipline, because the lesson generalizes past kokumi to every axis. We never let the flavor stand in for the content or the content stand in for the flavor; we measure both, independently, and insist they agree. The Index gives the loudness through the EC_{50} ratio — how strongly the compound speaks to its receptor — and the assay gives the concentration in milligrams per gram, and only when a candidate is loud *and* dense do we trust it. The two can diverge: a compound can be loud at trace concentration — the capsaicin of a flagship pepper is loud far out of proportion to its mass — or dense but silent, as starch is a great deal of cargo that says almost nothing to the tongue. Nourishment lives with the dense-and-quiet compounds as much as the loud ones, which is exactly why no flavor number can ever be a nourishment number, and why we grow toward the plants where loudness and density point the same way — the kokumi plant that is also the glutathione plant, the colored plant that is also the carotenoid plant, the fruit that is both loud and full.

The axis gives us the ratio; the ratio gives us the discipline.

$$\text{IFI-K(candidate)} = 1{,}000 \times EC_{50}\text{(reference)} \div EC_{50}\text{(candidate)}$$

A reference kokumi stimulus has some EC_{50} at CaSR — the concentration that drives the receptor halfway. A candidate that activates CaSR at one-third that concentration is three times as loud and scores near 3,000. The score does not tell you the plant is "healthier"; it tells you the plant is carrying more γ-glutamyl peptide, which the tongue can confirm and an assay can quantify. Flavor and content, measured independently, pointing the same way. That is the whole trick of reading nourishment: never trust the flavor to prove the content, and never trust the content to prove the flavor — measure both, and grow toward the plants where they agree.

They agree because of sulfur. This is the thread we will pull through the entire book, so we plant it here. Glutathione contains cysteine; cysteine contains sulfur; a plant cannot build glutathione, or the glucosinolates of a broccoli, or the alliin of a garlic, without sulfur drawn up from the soil as sulfate and reduced through a chain of enzymes into the amino acid. A sulfur-starved plant is a kokumi-poor plant *and* an antioxidant-poor plant *and* a flavor-poor plant, all at once, because the same shortage starves the same pathway. A sulfur-replete plant, grown with the light and the stress that tell it to spend that sulfur, is loud and dense together. When we get to the mineral ladder in Chapter 5, sulfur will not be a footnote under the macronutrients. It will be, for a book about nourishment, something close to the hero.

So the method is this, and it generalizes past kokumi to every axis and every nutrient. One: identify the molecule that carries both the flavor and the nourishment — here, the γ-glutamyl peptides. Two: find the pathway that builds it and the element that limits the pathway — here, sulfate reduction and sulfur. Three: measure the flavor loudness on the Index and the content in the lab, and insist they move together. Four: design the genotype to raise the ceiling, and the growing to reach it. Do that, and you do not have to choose between a plant that tastes like something and a plant that holds something. The kokumi tomato and the glutathione tomato are the same tomato. We grow it once.

Chapter 3 · The Whole Plant as a Budget — *where the carbon goes is where the nourishment is.*

Every plant is running the same business, and it is a business with exactly one source of revenue — fixed carbon from photosynthesis — and a long list of ways to spend it. Roots cost carbon. Leaves cost carbon. Defense compounds, storage starch, the sugars in a fruit, the minerals hauled up and the peptides assembled: all of it is paid for out of one account, and the account does not grow without limit. If you want to understand why one growing regime fills a fruit and another leaves it thin, you have to learn to read the plant's budget — where the carbon is earned, where it is spent, and how a grower can move the spending without the plant noticing it is being managed.

The earning happens in source tissues, mostly mature leaves, which fix more carbon than they consume and export the surplus. The spending happens in sink tissues — growing shoots, roots, and above all the fruit — which consume more than they fix and must be supplied. The traffic between them runs through the phloem as sucrose, and the whole art of growing for density is the art of managing source-to-sink flow: making sure the sources are productive, and making sure the surplus is routed to the sinks you care about rather than the ones you do not. A plant left to its own devices will spend generously on vegetative growth — more leaves, more stems, more plant — because that is how it competes in the wild. A plant we are growing to fill a fruit needs the surplus going into the fruit.



A sweet potato in cross-section — a storage organ is a budget decision made visible, a plant choosing to bank carbon underground.

Agronomy has a single number for how well that routing works, and it is one of the most quietly consequential numbers in all of food production: the **harvest index**, the ratio of the harvested, useful biomass to the total biomass the plant built.

```
HI = (mass of harvested organ) ÷ (total above-ground mass)
```

A wild wheat relative might put a third of its biomass into grain — a harvest index near 0.30, the rest spent on straw and leaf. The great achievement of twentieth-century cereal breeding was not making plants photosynthesize more; it was raising the harvest index, through dwarfing genes that shortened the straw and redirected the carbon into grain, until modern wheats sit near 0.50 or above. Half the plant, in the part you eat. This is the same lever, pulled in the same direction, that we pull — but with a crucial difference in what we are routing. The cereal breeders routed carbon into *more grain mass*, which is yield. We are interested in routing it into *denser* harvested tissue, which is nourishment, and those are not automatically the same destination. A high harvest index that fills the fruit with starch and water is the dilution effect wearing a success story's clothes. A high harvest index that fills the fruit with the dense, defended, flavor-and-nutrient chemistry is the thing we are after.

The traffic itself has a mechanism worth knowing, because it is a place a grower can intervene. Sucrose made in the leaf is loaded into the phloem — in many crops actively, pumped against its gradient into the sieve tubes by sucrose and SWEET transporters — and the loading draws water in behind it osmotically, building the pressure that drives the whole phloem stream by mass flow toward wherever sugar is being unloaded and spent. The sinks compete for that stream, and each one's share is set by what physiologists call its *sink strength*, roughly the product of its size and its metabolic activity — its capacity to pull sucrose in and lock it away where it cannot diffuse back. A fruit rapidly converting incoming sucrose into stored starch, acids, and dense defensive compounds is a strong sink and commandeers a large share of the stream; a fruit that fills slowly is a weak one and loses the competition to vegetative growth, to the roots, to the next flush of leaves. Much of the craft of Parts III and IV is, in exactly these terms, the deliberate strengthening of the sinks we care about and the weakening of the ones we do not — pruning away competing shoots so the fruit faces less competition, and applying the stresses that shift the plant's whole disposition from vegetative spending toward fruit and defense.

The budget is taxed, continuously and invisibly, by respiration — the plant burning its own fixed carbon to power its metabolism and releasing it back to the air. Physiologists split the tax in two, and the split matters to a grower. *Growth respiration* is the one-time cost of building new tissue, paid as the plant constructs itself. *Maintenance respiration* is the standing cost of keeping existing tissue alive and functioning, and it runs day and night, scaling with the mass of living tissue and roughly doubling for every ten-degree rise in temperature. This is the hidden reason cool nights build density, the point Chapter 10 will make in full: a warm night adds no photosynthesis — there is none in the dark — it simply raises the maintenance tax, burning away sugar the plant fixed during the day before that sugar can be banked in the fruit. The budget is never only what the plant earns in light. It is what survives the night's

respiration to be spent on the fruit, and a grower who manages the night temperature is managing the burn as deliberately as the light manages the earning.

And then there is the term growers most often forget, which decides more of the final load than almost any other: *remobilization*, the plant tearing down its own older tissues late in development and shipping their nutrients to the fruit. The numbers are startling once you look. In a cereal, a large fraction of the nitrogen that ends up as grain protein — often more than half, sometimes approaching three-quarters — was not taken up fresh from the soil during grain fill but scavenged from leaves the plant is deliberately dismantling as it senesces, the nitrogen pulled from degrading photosynthetic machinery and remobilized up the phloem to the seed. The same holds, in its own proportions, for phosphorus and the mobile minerals, and for much of a fruit's late-loaded dense cargo. This is why the harvest date is not a detail but a decider: a plant stripped of its leaves early — by stress, by disease, by an impatient picker — never completes the remobilization, and yields a thin fruit no matter how rich the soil it grew in, because the richest part of the fruit's filling comes last and comes from the plant's own body. The budget is not settled when the fruit sets, or even when it colors. It is settled at the moment you pick, and most of the densest cargo is loaded in the final act — which is the whole reason this book ends, as a plant does, with ripening and the refusal to pick too soon.

So we manage the budget on both sides. On the source side, we maximize productive leaf area held in good light long enough to pay for the fruit — which is a light and canopy problem, and the subject of Chapter 7. On the sink side, we use every lever that tells the plant to prioritize the fruit: pruning away competing vegetative sinks, timing nutrient supply to the fruit-fill window, and applying the mild, controlled stresses of Part IV, which have the useful property of shifting the plant's spending away from growth and toward defense chemistry — exactly the dense cargo we want. There is a cost accounting to all of it. Defense compounds are not free; a plant that spends heavily on phenolics and glutathione has less carbon for raw growth, which is why the densest fruit is rarely the biggest. We accept that trade deliberately. A slightly smaller fruit that is loud and full beats a larger one that is thin, every time, on the only ledger we keep.

There is one more term in the budget that growers routinely forget, and it decides more of the final load than almost anything: **remobilization**. A plant does not build a fruit only from current photosynthesis; late in development it also tears down older tissues — senescing leaves, especially — and ships their nitrogen, phosphorus, and mobile minerals to the fruit. A great deal of the protein nitrogen in a wheat grain or a tomato arrives this way, scavenged from leaves the plant is deliberately dismantling. This is why premature harvest is so costly to density, and why a plant stripped of its leaves by stress or disease before fill is complete yields a thin fruit no matter how rich the soil: the remobilization never

happened. It is also why the ripening window in Chapter 13 matters as much as the soil in Chapter 5. The budget is not settled when the fruit sets. It is settled at the moment you pick, and most of the densest cargo is loaded last.



PART II OF V

The Ground

the rhizosphere · the mineral ladder · the carbon economy of soil

Chapter 4 · The Rhizosphere — *the root is a mouth, and it does not eat alone.*

We tend to picture a root as a straw, drinking a uniform soup of dissolved nutrients. Nothing about it is that simple, and the gap between the straw and the truth is where most of a plant's mineral nourishment is actually won or lost. A root is a mouth that negotiates, secretes, farms, and trades; the few millimeters of soil it transforms around itself — the **rhizosphere** — is one of the most chemically active and densely populated environments on Earth, and a grower who understands it stops fertilizing the soil and starts feeding the relationship.

Start with what the root gives away. A growing plant exudes an astonishing fraction of its fixed carbon — commonly 10 to 20 percent, sometimes more under stress — straight out of its roots as sugars, organic acids, amino acids, and signaling molecules. This looks, on the budget of Chapter 3, like madness: the plant spends a fifth of its hard-won carbon pouring it into the dirt. It is not madness. It is payment. The exudates feed and recruit a microbial community — bacteria and fungi by the billion per gram — and that community, fed, does work the root cannot do alone: it mineralizes organic matter into available nutrients, fixes nitrogen from the air, solubilizes locked phosphorus, and defends the root against pathogens. The plant is not leaking. It is running a farm, and paying its workers in sugar.



Ginger — a rhizome is a root system that kept its chemistry, the plant's trade with the soil made edible.

The most important trading partner is a fungus. Roughly eighty percent of land plants form **arbuscular mycorrhizal** associations: a fungus of the Glomeromycota penetrates the root cortex, builds branching exchange structures called arbuscules inside the cells, and extends a web of hyphae far out into the soil — threads finer than any root hair, reaching into pores a root could never enter. Across that interface runs a trade older than agriculture: the plant delivers carbon as sugar and lipid; the fungus delivers mineral nutrients, above all phosphorus, and also zinc, copper, and water.

For phosphorus this partnership is not a convenience but a near-necessity, and the reason is physics. Phosphate is almost immobile in soil; it binds tightly to mineral surfaces and diffuses only a fraction of a millimeter. A root drinking phosphate creates a depletion zone around itself — a shell it has emptied — and cannot reach past it. The fungal hyphae reach past it, scavenging phosphate from a soil volume orders of magnitude larger than the root alone could access. When we grow for phosphorus-dependent density — and much of a seed's and a fruit's dense cargo is phosphorus-dependent — we are really growing for an intact mycorrhizal network, which means soils we do not sterilize, do not drown in soluble phosphate (which switches the symbiosis off, the plant declining to pay for what it can get for free), and do not pulverize with constant tillage.

Nitrogen is the other great transaction, and it runs on a different chemistry. Legumes — our soybeans, and the clovers and vetches we grow as cover — host rhizobia, bacteria that infect the root and build nodules in which they fix atmospheric dinitrogen into ammonia, powered by plant sugar and protected by plant-made leghemoglobin that keeps oxygen away from the oxygen-sensitive nitrogenase enzyme. A well-nodulated soybean can meet most of its own nitrogen demand from the air, and leave the soil richer than it found it. This is why a nourishment-minded rotation is built around legumes: they are the one crop that pays rent in the currency every other crop is short of. The broader free-living microbial community does quieter nitrogen work too — ammonifiers releasing nitrogen from decaying matter, nitrifiers converting it toward the nitrate most plants prefer — and all of it is fed, ultimately, by the carbon the roots and the residues put into the ground.

The bacterial side of the farm does work just as specific, and much of it is mineral chemistry a grower would otherwise have to buy in a bag. Many rhizosphere bacteria are, in the literature's phrase, plant-growth-promoting, and they earn the name concretely. Some solubilize locked phosphate by secreting organic acids — gluconic, citric, oxalic — that dissolve the calcium, iron, and aluminum phosphates a root cannot otherwise touch, unlocking the very element the mycorrhizae are also chasing. Some manufacture siderophores, small molecules with an almost ferocious affinity for iron, which pry ferric iron out of the insoluble minerals that hold it in alkaline soils and deliver it in a form roots and neighboring microbes can use — a large part of how a plant wins iron from ground where iron is abundant but chemically out of reach. Some synthesize plant hormones that reshape root architecture toward more fine root and more absorptive surface. And some simply defend the root against pathogens, holding territory the exudate payment hired them to hold. None of this arrives in a fertilizer bag; all of it arrives through a living community fed on root carbon, which is why feeding the community is a more durable strategy than feeding the plant directly.

The nitrogen fixation at the heart of the legume symbiosis is worth seeing at the molecular scale, because its sheer cost explains the whole elaborate arrangement. The enzyme nitrogenase breaks the triple bond of atmospheric dinitrogen — among the most stable

bonds in all of chemistry — and it is metabolically ruinous to run: reducing a single molecule of N_2 to two of ammonia consumes on the order of sixteen molecules of ATP, and the enzyme's active site, built on an iron-molybdenum cofactor, is destroyed irreversibly by oxygen. The plant pays that staggering energy bill in sugar and solves the oxygen problem with leghemoglobin, the same oxygen-binding chemistry as the hemoglobin in blood, which buffers oxygen inside the nodule down to a trickle — enough to power the bacteria's respiration, not enough to poison the enzyme. A well-nodulated legume trades a great deal of its hard-won carbon for its nitrogen and gets, in exchange, independence from the one element every other crop is perpetually short of, and leaves the soil richer than it found it. It is the best bargain available in any field, and it is the molecular reason the nourishment rotation is built around legumes and the cover crops that carry the same chemistry.

Two further levers of the rhizosphere repay a grower's attention because they are quietly decisive. The first is pH: a root does not merely accept the soil's acidity, it *changes* it, releasing hydrogen or hydroxide ions to balance the charge of the nutrients it takes up — a plant fed ammonium acidifies the few millimeters around its roots, one fed nitrate alkalizes them — and because pH governs the availability of nearly every nutrient, this root-driven shift can unlock or lock minerals in the exact zone where uptake happens, independent of the bulk soil's pH. The second is the priming effect: the fresh carbon a root exudes does not only feed the microbes, it *accelerates* their breakdown of the soil's older organic matter, prompting them to mineralize nutrients locked in humus they would otherwise have left alone. A living root, in other words, reaches into the soil's savings account and prompts a withdrawal, timed to its own growth. All of it — the solubilizing acids, the siderophores, the fixed nitrogen, the engineered pH, the primed mineralization — is the plant managing a workforce rather than drinking a solution, and the grower's job is less to feed the plant than to keep the workforce employed: living roots in the ground, carbon flowing, the community fed and the symbioses switched on. A fruit grown on an intact rhizosphere is a fruit whose density was negotiated on the plant's behalf by a trillion organisms, and we would far rather manage that negotiation than try to replace it with salt.

The practical creed that falls out of the rhizosphere is almost the opposite of industrial fertilization, and we hold it firmly. Do not try to deliver every nutrient as a soluble salt the root drinks directly; that bypasses the farm, starves the microbes, suppresses the symbioses, and buys you the dilution effect in a bottle. Instead, build and feed the community: keep living roots in the ground as much of the year as possible, so there is always carbon flowing to the microbes; return organic matter so there is always substrate to mineralize; protect the fungal network from tillage and fungicide and phosphate gluts; and let the plant do what three hundred million years of evolution taught it to do, which is to buy its nourishment from partners rather than drink it from a hose. A fruit grown on an

intact rhizosphere is a fruit whose density was negotiated by a trillion organisms on the plant's behalf. We would rather manage that negotiation than try to replace it.

Chapter 5 · The Mineral Ladder — *seventeen elements, and the one that limits all of them.*

A plant needs seventeen chemical elements to complete its life, and if any one of them runs short the whole enterprise stalls at the level that element allows — no matter how abundant the other sixteen. That is Liebig's law of the minimum, stated in 1840 and never once repealed: growth is governed not by the total supply of resources but by the scarcest. For a grower chasing density it is the most important law there is, because density is a tall structure built of many materials, and a shortage of any one caps the whole building. This chapter is the materials list, the ladder a plant climbs, and the rungs it most often slips on.

Three of the seventeen — carbon, hydrogen, oxygen — come free from air and water and need no further comment here. The other fourteen come from the soil, and they divide by how much the plant needs into three ranks. The macronutrients, needed in quantity: nitrogen, phosphorus, potassium. The secondary nutrients, needed substantially: calcium, magnesium, and — we will insist on its promotion — sulfur. The micronutrients, needed in traces but needed absolutely: iron, manganese, zinc, copper, boron, molybdenum, chlorine, and nickel. Fourteen rungs, and the plant must set foot on every one.

ELEMENT	RANK	WHAT IT BUILDS	MOBILITY IN PLANT	DEFICIENCY SHOWS IN
Nitrogen (N)	macro	amino acids, protein, chlorophyll	mobile	old leaves
Phosphorus (P)	macro	ATP, nucleic acids, membranes	mobile	old leaves
Potassium (K)	macro	osmotic balance, enzyme activation	mobile	old leaves
Calcium (Ca)	secondary	cell walls, signaling	immobile	new growth
Magnesium (Mg)	secondary	chlorophyll center, ATP	mobile	old leaves
Sulfur (S)	secondary	cysteine, glutathione, glucosinolates	low mobility	new growth
Iron (Fe)	micro	electron transport, chlorophyll synth.	immobile	new growth
Zinc (Zn)	micro	enzymes, auxin synthesis	low mobility	new/middle
Manganese (Mn)	micro	photosystem II, oxygen evolution	low mobility	new growth
Copper (Cu)	micro	oxidases, lignification	low mobility	new growth
Boron (B)	micro	cell wall, pollen, transport	immobile	new growth
Molybdenum (Mo)	micro	nitrate reductase, nitrogenase	mobile	old/middle
Chlorine (Cl)	micro	photosynthesis, osmosis	mobile	–
Nickel (Ni)	micro	urease	mobile	old leaves

The mobility column is not trivia; it is a diagnostic grammar. An element that moves freely in the phloem — nitrogen, phosphorus, potassium, magnesium — will be pulled from old leaves to feed new growth when it runs short, so its deficiency appears first in the oldest tissue. An element that cannot move once deposited — calcium, iron, boron — strands in the old leaves and leaves the new growth starving, so its deficiency appears at the tips and the youngest leaves. Blossom-end rot in a tomato is not a disease; it is calcium immobility made visible, the fruit's growing tip outrunning the plant's ability to deliver a mineral that only travels in the transpiration stream and cannot be remobilized. Reading the plant's symptoms against this table tells you which rung it slipped on, which is the beginning of fixing it.

How a nutrient reaches the root at all divides into three routes, and knowing which route an element travels tells you how to supply it. Some nutrients arrive by *mass flow*, swept to the root surface dissolved in the water the plant transpires — nitrate, calcium, magnesium, and sulfate travel this way, which is exactly why transpiration, and the vapor-pressure management of Chapter 8, governs their delivery, and why a plant in saturated, stagnant air can starve for calcium in a calcium-rich soil. Some arrive by *diffusion*, inching down the concentration gradient the root creates by drinking them dry — phosphate and potassium move this way, slowly, over millimeters, which is precisely why their depletion zones form around the root and why root architecture and the reaching hyphae of the mycorrhizae matter so much for them. And a little arrives by

root interception, the root simply growing into fresh soil and contacting the nutrients already there. The practical consequence is direct: an element delivered by mass flow can be managed through the water and the transpiration stream; one delivered by diffusion has to be met by the root going to it, or a fungus going on the root's behalf, and no amount of the nutrient sitting a centimeter away helps if nothing carries it the last millimeter.

The plant does not drink elements; it drinks specific ionic forms, through specific transporters, and the form matters more than growers raised on blended fertilizer tend to assume. Nitrogen enters as nitrate or as ammonium, and the two are not interchangeable: ammonium is taken up at a metabolic cost and acidifies the rhizosphere, nitrate is freely mobile and must be reduced inside the plant before it can be used, and the ratio a grower supplies shifts the root-zone pH, the plant's energy economy, and even its susceptibility to certain disorders. Phosphorus enters almost entirely as the dihydrogen phosphate ion, available only in that narrow band around pH 6.5 and scarcely at all outside it. The metal micronutrients enter as free cations or as chelates, their availability swinging by orders of magnitude with pH and redox. Supply, then, is never simply a matter of total quantity; it is a matter of form, of charge, of the pH that governs both, and of the transporter that has to recognize the ion at the root surface.

This is why a tissue test tells a grower more than a soil test alone, and why we run both. A soil test reports what is *present* — the pool of each element and, with the right extraction, roughly how much is available. A tissue test, assaying the actual concentration of each element in a specified diagnostic leaf at a specified stage against established critical values, reports what the plant actually *took up and routed* — the result of the soil, the pH, the rhizosphere, the transpiration, and the antagonisms all reporting at once, downstream of everything. The gap between the two is the diagnosis: a nutrient abundant in the soil and deficient in the tissue is a nutrient being blocked — by pH, by an antagonist, by a failed symbiosis, by stagnant air that stalled the transpiration stream — and the fix is not more of it but the removal of whatever is blocking it. Dumping more of a blocked nutrient is how growers create the antagonisms that lock up two more, which is the recurring trap the mineral ladder sets. The antagonisms are real and specific — excess potassium suppressing magnesium and calcium, excess phosphorus inducing zinc deficiency, excess calcium competing with iron and manganese — and they are the reason balance, read from the tissue, beats abundance poured on the soil, every single time.



Kale — a leaf crop earns its reputation for density only on soil that supplies the full ladder, sulfur included.

Supply is not only about what is in the soil but about what the plant can *reach*, and the master variable there is pH. Soil pH governs the solubility of nearly every nutrient: iron, manganese, zinc, and copper grow progressively unavailable as soil turns alkaline, locked into insoluble forms even when abundantly present, which is why iron chlorosis plagues crops on limestone soils that are not iron-poor at all; phosphorus is most available in a narrow band around pH 6.5 and precipitates with calcium above it and with iron and aluminum below. There is also the matter of how the soil *holds* nutrients for the plant to draw on — the **cation exchange capacity**, the sum of negatively charged sites on clay and organic matter that retain positively charged nutrients (Ca^{2+}, Mg^{2+}, K^{+}, NH_4^{+}, the micronutrient cations) against the rain that would otherwise leach them away. A soil rich in clay and organic matter has a high CEC and acts as a pantry, holding nutrients in reserve and releasing them as the plant draws down the soil solution; a sandy, low-CEC soil holds almost nothing and must be fed constantly or starves between rains. And supply is never one element at a time, because the elements antagonize each other at the root surface: excess potassium suppresses magnesium and calcium uptake, excess phosphorus induces zinc deficiency, and a grower who dumps one nutrient to fix a problem routinely creates two more. Balance, not abundance, is the discipline. The ladder is climbed rung by rung, not by piling everything on the bottom step.

Now the promotion we promised. In most agronomy texts sulfur is a secondary nutrient, mentioned after the exciting macronutrients and before the micronutrients, and for a yield-first program that ranking is fair. For a nourishment-first program it is wrong, and here is why. Sulfur is the element the dense, defended, flavor-carrying chemistry is built from. Cysteine and methionine — the sulfur amino acids — anchor protein structure through their disulfide bonds. Glutathione, the kokumi peptide and the master antioxidant of Chapter 2, is built on cysteine. The glucosinolates that give a broccoli its pungency and its celebrated chemistry are sulfur compounds. The alliin and its relatives that make a garlic a garlic are sulfur compounds. A plant short of sulfur is short of all of this simultaneously — thin in protein quality, thin in antioxidant, thin in the very molecules that make it loud on the Index and dense in the hand. And sulfur deficiency has crept up on agriculture precisely as the air got cleaner: for a century, industrial sulfur dioxide rained enough sulfate onto fields to fertilize

them by accident, and as pollution controls cleaned that up — an unambiguous good — the free sulfur went with it, and sulfur deficiency emerged as a genuine and growing limit on crop quality. For us it is the first thing we check and the last thing we skimp on. A nourishment program that neglects sulfur is a kokumi program with no γ-glutamyl peptides, which is to say no program at all.

Chapter 6 · Soil Organic Matter and the Carbon Economy — *the long game under everything.*

Everything in the two preceding chapters — the rhizosphere's microbial farm, the mineral ladder's pantry of exchange sites, the pH that governs reach — rests on one substance that a grower builds over years and can destroy in a season: soil organic matter. It is the least glamorous subject in this book and arguably the most decisive, because it is the capital account beneath all the operating decisions. You can manage light and water and nutrition perfectly on dead dirt and still grow thin food. Organic matter is what turns dirt into soil, and soil into a system that makes density cheap instead of expensive.

Soil organic matter is the carbon legacy of everything that has lived and died in the ground — root exudates, dead roots, fallen residues, the bodies of the microbes themselves — in every stage of decomposition from fresh litter to the dark, stable, chemically complex material called humus that can persist in soil for centuries. It is usually a small fraction of a soil's mass, a few percent, and its influence is wildly out of proportion to its quantity, because it does at least four jobs at once, each of which we have already leaned on. It is the dominant source of cation exchange capacity in most soils, the pantry that holds nutrients against leaching. It is the reservoir and slow-release magazine of nitrogen, phosphorus, and sulfur, which are stored in organic forms and mineralized into plant-available ions by the microbial community as it feeds. It is the glue of soil structure — the microbial polysaccharides and fungal hyphae that bind mineral particles into aggregates, and the aggregates that create the pore network a root breathes and drains and drinks through. And it is the food and habitat of the entire soil biology, the carbon that powers the rhizosphere's farm. Build organic matter and you build all four at once; lose it and you lose all four together.



Soybean — a legume returns nitrogen and, turned under as a cover, returns carbon; the two gifts the soil most needs back.

The carbon economy of soil is a flow, not a stock, and this is the part growers most often get wrong. Organic matter is continuously built by inputs — roots, residues, composts, exudates — and continuously burned by the microbes that decompose it, respiring its carbon back to the air as they mine its nitrogen and phosphorus. Whether a soil's organic matter rises or falls depends on the balance of the two, and almost every practice of industrial agriculture tips the balance toward burning: intensive tillage aerates the soil and stokes microbial respiration like bellows on a fire, oxidizing decades of accumulated carbon in a few seasons; bare fallow periods with no living roots cut off the input while the burning continues; and the removal of all residue for other uses starves the account of deposits. The soils that grew the thin food of the dilution effect were, very often, soils being slowly mined of their organic matter, their native fertility spent down and replaced with soluble fertilizer that fed the crop while starving the system.

The chemistry of that burning and building turns on a single ratio: the carbon-to-nitrogen ratio of whatever is returned to the soil. Microbes decomposing organic matter need nitrogen to build their own bodies, roughly one part of nitrogen for every eight parts of carbon they consume; so when a residue is rich in nitrogen — a young legume, a carbon-to-nitrogen ratio near fifteen — they mineralize the surplus into plant-available forms and the soil is fed. When a residue is poor in nitrogen — straw, sawdust, a ratio of eighty or more — the microbes must scavenge nitrogen from the soil solution to process all that carbon, *immobilizing* it, locking it into their own biomass and starving the crop until the carbon is spent and the nitrogen released again. A grower returning organic matter has to read this ratio deliberately, balancing the high-carbon residues that build long-term structure against the nitrogen they borrow in the short term. It is why finished compost, already decomposed to a moderate ratio, feeds a soil where the same mass of raw sawdust would rob it for a season.

Not all organic matter is equal, and the distinction decides how long the capital lasts. The fast fraction — particulate organic matter, the still-recognizable bits of root and residue — cycles in months to a few years, feeding the microbes and releasing nutrients; it is the soil's checking account, active and spendable. The slow fraction — mineral-associated organic matter, carbon chemically bound to the surfaces of clay particles, and the dark humus built from the residues of generations of microbes — persists for decades to centuries; it is the soil's savings, and it carries most of the cation exchange capacity and most of the stable structure. Among the structural agents is glomalin, a sticky glycoprotein the mycorrhizal fungi themselves produce, which glues mineral particles into the stable aggregates that create the pore network — a direct gift from the symbiosis of Chapter 4 to the structure of Chapter 6, the fungus that fed the plant its phosphorus also helping build the house the whole soil lives in.

The structure pays a dividend that shows up in every dry spell: organic matter holds water far out of proportion to its mass, each added percentage point lifting a soil's plant-available water capacity

measurably, so that a carbon-rich soil carries a crop through droughts that leave a thin soil's plants wilting by midday. This closes a quiet loop with Chapter 9, where we will withhold water on purpose: a soil with the organic matter to buffer moisture lets a grower meter a deficit with precision, because the soil itself smooths the swings, where a thin soil lurches between flood and drought and offers no fine control at all. Build the carbon and you build the nutrient pantry, the structural house, and the water reserve in one slow act — and, not incidentally, you pull carbon out of the air and bank it in the ground, which is why the practices that grow dense food and the practices that build soil carbon are very largely the same practices. It builds at the pace of a percent over years, not a season, which is exactly why it is capital and not income, and why no cleverness in the greenhouse above fully substitutes for the carbon in the ground below.

The repair is not a product; it is a set of habits, and they are the habits we build our ground on. Keep the soil covered and rooted: a living root in the ground for as much of the year as possible feeds the microbes and deposits carbon, which is the entire logic of cover cropping — growing a legume or a grass or a mix not to harvest but to feed the soil, fix nitrogen, and be turned under or left as residue. Return organic matter deliberately, as compost and residue, replacing what the harvest removes. Disturb as little as possible: reduced and no-till systems preserve the aggregate structure and the fungal networks and slow the burning of carbon, trading the short-term convenience of a tilled seedbed for the long-term interest of a living soil. Rotate, so that no single crop's demands and pests dominate, and so that legumes and deep-rooted species do their distinct work in the ground. None of this is fast. Organic matter builds at the pace of a percent over years, not a season, which is exactly why it is capital and not income — and why a grower who inherits good soil has inherited a fortune, and one who inherits spent soil has inherited a mortgage. We treat it as the slowest and most important instrument we own. The densest fruit we grow is grown on the oldest, most patiently built ground we have, and no amount of cleverness in the greenhouse above fully substitutes for the carbon in the soil below.

The biology those habits protect is worth picturing, because it is easy to manage soil as if it were only chemistry and forget that it is overwhelmingly alive. A single teaspoon of healthy soil holds billions of bacteria, kilometers of fungal hyphae wound through its pores, and a whole food web above them — protozoa and nematodes grazing the bacteria and releasing their nitrogen, microarthropods shredding residue, and earthworms dragging organic matter down and casting it out as some of the richest material in the profile, their burrows the drainage and aeration channels the next roots will follow. This is the engine that turns dead residue into available nutrition, and it runs on the same two things the carbon economy runs on: food and shelter. Tillage destroys the shelter, slicing the fungal networks and collapsing the pores; bare fallow removes the food; broad biocides thin the web. The repair habits — cover, rotation, reduced disturbance, returned organic matter — are, read

through the biology, simply the conditions under which the soil food web thrives, and a thriving web is what makes a soil mineralize nutrients on the plant's schedule instead of a bag's. We do not, in the deepest sense, fertilize our best ground. We feed its biology, and let the biology feed the crop — the rhizosphere of Chapter 4 scaled up from the single root to the whole field, the same bargain of carbon for nutrition struck across every living gram.



PART III OF V

The Sky

light as instruction · the air they breathe · water, precisely · temperature and the clock

Chapter 7 · Light as Instruction — *the leaf does not only eat the sun; it reads it.*

A leaf uses light for two entirely different purposes, and confusing them is the most common mistake in controlled-environment growing. The first is obvious: light is the energy of photosynthesis, the power that fixes carbon, the revenue in the plant's budget. The second is subtler and, for density, at least as important: light is *information*. The plant reads the quantity, the duration, the direction, and above all the *spectral color* of the light around it, and from that reading it decides how to build itself, when to flower, how much to invest in defense, and how loudly to express the very chemistry we are trying to maximize. A grower with control over light has control over both the plant's energy and the plant's decisions. Learning to speak in light is learning to instruct the plant without touching it.

Begin with the energy, because it is the floor everything stands on. Photosynthesis is driven by light in the 400-to-700-nanometer band, which plant scientists call photosynthetically active radiation, PAR. What matters is not the brightness our eyes perceive but the *photon flux* — the number of PAR photons landing on a leaf per second, measured in micromoles per square meter per second, the PPFD. Integrate that flux over a day and you get the single most useful number in controlled-environment horticulture: the daily light integral, the total moles of PAR photons a crop receives in twenty-four hours.

```
DLI (mol·m⁻²·d⁻¹) = PPFD (µmol·m⁻²·s⁻¹) × photoperiod (s) ÷ 1,000,000
```

A shade crop like lettuce finishes well on a DLI of 12 to 17; a fruiting tomato wants 20 to 30 or more to fill its sinks; below a crop's threshold the plant is simply underfed, and no cleverness about spectrum compensates for a light bill the plant cannot pay. The DLI is the revenue line of Chapter 3's budget, set in photons.

The totals growers actually aim for vary widely by crop, because a shade plant and a fruiting vine live in very different photon economies.

CROP	DLI TARGET (MOL · M⁻² · D⁻¹)	NOTE
Leafy greens, lettuce	12–17	above ~17, tipburn risk rises
Culinary herbs (basil)	14–20	higher light lifts aromatic oils
Strawberry	17–22	fruit quality climbs with light
Fruiting tomato, pepper	22–30+	heavy demand to fill the fruit
High-value fruiting crops	30–45	near the upper useful range

Light has a floor and a ceiling, and a plant's whole economy runs between them. Below the *light compensation point* — the dim level at which photosynthesis only just balances respiration — a leaf is a net consumer of the plant's carbon, which is why the deeply shaded interior leaves of a dense canopy can cost more than they earn, and why canopy management is really carbon management. Above the compensation point, photosynthesis climbs with light, steeply at first and then bending toward a *saturation point* beyond which more photons buy little more fixation, because some other step — carbon dioxide supply, enzyme capacity, the rate the plant can move sugar away — has become the limit. Push past saturation into genuine excess and the light turns harmful: *photoinhibition*, the damage of the photosynthetic machinery by more energy than it can safely dissipate, forcing the plant to spend on repair and on the protective quenching it uses to burn off the surplus. The useful band is the stretch between compensation and saturation, and a grower's job is to hold the canopy within it — every productive leaf well above compensation, no leaf sitting in damaging excess while the ones beneath it starve. The efficiency of the whole business is capped by the *quantum yield*, the carbon fixed per photon absorbed, which tops out near one molecule of carbon dioxide for every eight to twelve photons under ideal conditions: a hard thermodynamic ceiling no intensity improves, and a standing reminder that past a point the answer to thin growth is never simply "more light."

Beyond energy and morphology, light keeps the plant's calendar. The length of the night — not the day — is what most photoperiodic plants actually measure, through the phytochrome system, to decide when to flower; a mobile signal the physiologists call florigen, produced in the leaf when the daylength is right, travels to the growing tip and triggers the switch from vegetative growth to flowering. A grower controlling the photoperiod controls that switch directly — holding a crop vegetative to build more frame and leaf, or tipping it into flower on schedule — which is why controlled-environment growers manipulate daylength as deliberately as intensity, and why the same lamp that pays the carbon budget also sets the developmental clock. Light, in the end, is the one input that is simultaneously the plant's food, its blueprint, and its calendar, and a grower fluent in all three registers of it can instruct the plant more completely than through any other single channel.

A last refinement belongs to the grower working under lamps rather than the sun, because artificial light makes the spectrum a dial rather than a given. The efficiency of a horticultural fixture is measured in micromoles of PAR photons delivered per joule of electricity — its photon efficacy — and the best modern light-emitting diodes now convert electricity to usable photons far more efficiently than the discharge lamps they replaced, which is much of why indoor growing became economically thinkable at all. More interesting than the efficiency is the control: a tunable fixture lets a grower hold a base of red and blue for photosynthesis and compact growth, add a measured ultraviolet fraction to drive the protective chemistry, and

deliver a pulse of far-red at the end of the day to shift the phytochrome state and, with it, the plant's stem length and leaf expansion overnight. Even green light, long dismissed as the band plants reflect, earns its place: because leaves absorb it less completely, green penetrates deeper into a canopy than red or blue and drives photosynthesis in the shaded lower leaves the brighter bands never reach. The spectrum, in other words, is not one setting but a set of levers pulled at different times for different ends — morphology, defense, canopy penetration, the developmental clock — and a grower who treats the lamp as a vocabulary rather than a switch can say far more to the plant than "grow."



Lettuce — the crop that taught indoor agriculture to count photons, and the one whose density is most easily thinned by too little light or too much water.

Now the information, which is where growing for density gets interesting. Plants carry a set of dedicated light sensors — photoreceptor proteins — that read the spectrum and trigger developmental programs. The phytochromes read the ratio of red (around 660 nm) to far-red (around 730 nm) light, switching between two interconvertible forms; a high red-to-far-red ratio says *open sky, no competition*, and a low ratio — rich in the far-red that leaves transmit and reflect — says *you are being shaded by a neighbor*, triggering the shade-avoidance syndrome of stem elongation and reduced branching as the plant races for light. The cryptochromes and phototropins read blue light, governing stomatal opening, phototropic bending, and compact growth. And a sensor called UVR8 reads ultraviolet-B, the high-energy fraction of sunlight, and switches on a protective program — the accumulation of UV-screening phenolic compounds in the leaf and fruit surface. Each of these is a lever a grower with tunable light-emitting diodes can pull.

PHOTORECEPTOR	READS	TELLS THE PLANT	DENSITY LEVER
Phytochrome	red / far-red ratio	shade vs. open sky	compactness; flowering; metabolite tone
Cryptochrome	blue / UV-A	open-field intensity	compact growth, stomata, pigments
Phototropin	blue	light direction	leaf positioning, stomatal opening
UVR8	ultraviolet-B	sun exposure	phenolic and flavonoid accumulation

The density payoff is concentrated in the last row and the last column. When a plant reads blue and ultraviolet light, it does not only change its shape; it invests in protective secondary chemistry — flavonoids, anthocyanins, and other phenolics that screen high-energy light and quench the reactive oxygen it generates. Those protective compounds are, very often, exactly the dense, antioxidant, flavor-active cargo we are trying to maximize: the same molecules that defend the leaf against the sun defend a body against oxidation, and taste of something besides water. A lettuce grown under a spectrum enriched in blue and a measured dose of ultraviolet is a redder, more pigmented, more phenolic-dense, better-tasting lettuce than the same genotype grown under bland light — not because we fed it more, but because we told it, in a language of photons, that it was exposed and had better defend itself. This is the gentlest form of the controlled stress that Part IV is built on, and it is delivered entirely through the spectrum. We shape the light recipe of every crop around it: enough total PAR to pay the budget, a photoperiod that sets the developmental clock, and a deliberate measure of blue and ultraviolet to instruct the plant to build the chemistry we — and our bodies — are after.

Chapter 8 · The Air They Breathe — *carbon dioxide is revenue, and revenue is not density.*

Of all the inputs a greenhouse grower can control, carbon dioxide is the one most likely to be sold as magic and most likely to disappoint a grower who wants density rather than mere mass. The magic is real as far as it goes: the air we breathe holds carbon dioxide at a little over 400 parts per million, and most of our crops — the C3 plants — are measurably starved for it, their photosynthesis limited by how fast they can grab CO_2 from such thin air. Enrich a sealed greenhouse to 800 or 1,000 ppm and photosynthesis accelerates, growth speeds, and yield climbs, sometimes dramatically. The disappointment is the lesson of Chapter 1 returning with teeth: that extra carbon makes the vessel bigger without making it fuller, and left unmanaged it dilutes the very density we are chasing. Understanding the air means holding both truths at once.

The mechanism lives inside a single enzyme, Rubisco, the most abundant protein on Earth and the gate through which essentially all carbon enters the living world. Rubisco fixes CO_2 onto a five-carbon sugar to begin the Calvin cycle — but it has an ancient flaw: it also reacts with oxygen, and when it does, it starts a wasteful salvage pathway called photorespiration that burns energy and releases carbon the plant just fixed. The two gases compete for the same active site, so the ratio of CO_2 to O_2 around Rubisco sets how much of its work is productive carbon fixation and how much is wasteful photorespiration. Enriching the air with CO_2 shifts that ratio toward fixation, suppresses photorespiration, and lets the enzyme spend more of its time doing the one thing we want. This is why CO_2 enrichment works, and it is also why it works far better for the C3 crops than for the C4 crops — corn, sorghum, sugarcane — which long ago evolved a biochemical pump (phosphoenolpyruvate carboxylase feeding a bundle-sheath compartment) that concentrates CO_2 around their Rubisco internally, so they are already near-saturated and gain little from enriching the air they stand in.

The enzyme's kinetics set the terms of the whole trade. Rubisco's affinity for carbon dioxide is only modest and its affinity for oxygen is not negligible, and the two gases compete at the active site in proportion to their local concentrations; the enzyme's *specificity factor* — its built-in preference for carbon dioxide over oxygen — is fixed by evolution and cannot be fertilized upward. All that enrichment does is change the concentrations the enzyme sees, loading the competition toward carboxylation and away from the wasteful oxygenation that starts photorespiration. The response is a saturating curve, not a straight line: lifting a greenhouse from the ambient 420 parts per million toward 800 or 1,000 buys a large gain in photosynthesis; pushing beyond roughly 1,000 to 1,200 buys steadily less; and above about 1,500 the gains fade while the cost,

and the risk of harm to the plants, climb. So enrichment targets cluster in the 800-to-1,000 band, and even there they pay only when the other inputs — light above all — are generous enough that carbon is genuinely the step holding the plant back. Enrich a dim greenhouse and you have raised the supply of a resource the plant cannot use, and spent carbon dioxide for nothing; the interaction is the rule, not the exception.

There is a single number that captures how carbon-starved a C3 plant really is: the carbon dioxide compensation point, the concentration at which photosynthesis and photorespiration exactly cancel and the leaf fixes no net carbon at all. For a C3 crop it sits around 40 to 50 parts per million — perilously close, in evolutionary terms, to the air the plant breathes — which is why these crops gain so much from enrichment and lose so much on a hot, bright, closed-up afternoon when a dense canopy can draw the air around its own leaves down toward that point and stall. A C4 crop's compensation point, by contrast, sits near zero, because its internal pump keeps carbon dioxide high around its Rubisco regardless of the outside air; it neither stalls nor much benefits from enrichment. That one number explains why the same tool — a tank of carbon dioxide — transforms a tomato house and does almost nothing for a field of corn.



Cucumber — a fast C3 greenhouse crop, the kind that responds most to enriched air and most needs that response managed for density, not just size.

Here is the edge we promised in Chapter 1, stated carefully because it matters and because it is easy to get wrong. A substantial body of research has shown that crops grown under elevated CO_2 reliably accumulate more carbohydrate and, on average, *lower concentrations* of zinc, iron, protein, and several other nutrients — the carbon dilution effect, documented across wheat, rice, soybean, and many others, at the magnitude of several to many percent. The extra CO_2 hands the plant cheap carbon, and the plant, exactly as the yield breeders and the budget of Chapter 3 would predict, pours it into carbohydrate and water and does not proportionally increase the expensive mineral cargo, which is still rate-limited by the roots and the soil. So CO_2 enrichment, used naively, is a density-destroying tool wearing a yield-boosting smile. We use it anyway —

but never alone, and never as a density strategy. We treat it strictly as a revenue tool, a way to raise the carbon budget, and we pair every enrichment with a defended mineral supply and the controlled stresses of Part IV, so that the enlarged budget is spent on dense cargo rather than diluted into water. The air drives the engine. The soil and the stress decide what the engine builds.

The air holds a second control as decisive as its carbon, and it is water vapor. The driving force for a plant's transpiration — the stream that pulls water and the immobile minerals like calcium up from the roots, and that cools the leaf — is the vapor pressure deficit, the gap between how much moisture the air could hold at a given temperature and how much it actually holds. Too low a deficit, in saturated, stagnant greenhouse air, and transpiration slows to a crawl: the calcium stops arriving at the growing tips (blossom-end rot again), the canopy stays wet and invites disease, and nutrient delivery stalls. Too high a deficit, in hot dry air, and the plant slams its stomata shut to avoid desiccating, cutting off both transpiration and the CO_2 uptake that stomata also govern — so that on a day too dry, your expensive enriched carbon dioxide cannot even get into the leaf. There is a comfortable band, roughly 0.8 to 1.2 kilopascals for many crops, where transpiration runs freely enough to deliver minerals and cool the canopy but not so hard that the plant defends itself by closing down.

The deficit itself is a calculable thing, which is what makes it manageable rather than merely sensed. The air's saturation vapor pressure — the most moisture it *could* hold — rises sharply with temperature, roughly doubling for every eleven-degree rise, and the vapor pressure deficit is the gap between that saturation value and the water vapor the air actually carries, which the relative humidity reports as a fraction of saturation. Warm, dry air has a large deficit and pulls hard on the plant; cool, damp air has a small one and barely pulls at all. The consequence a grower must hold onto is that humidity and temperature cannot be managed as separate dials: the *same* relative humidity is a gentle deficit on a cool morning and a punishing one on a hot afternoon, because the saturation value beneath it has doubled with the heat. So we target the deficit directly — the kilopascal, not the percent — adjusting temperature and humidity together to hold transpiration in the band where the stream runs freely enough to carry calcium to the growing tips and cool the canopy, but never so hard that the plant slams its stomata shut and, in shutting them, closes the door on the very carbon dioxide we enriched the air to provide. Managing the air is managing two gases at once — the carbon dioxide going in and the water vapor driving the stream that carries nutrition up — and a grower who masters the pair controls both the size of the budget and the plant's ability to spend it where density lives.

There is a second atmosphere a grower must manage, and it is the one most often forgotten because it is underground: the air in the root zone. Roots respire — they burn sugar and consume oxygen exactly as the shoots do, to power the active uptake of nutrients and the construction of new tissue — and a root starved of oxygen cannot work. Waterlogged soil, or a poorly aerated nutrient solution,

drives the root zone hypoxic; uptake of water and minerals falls, the beneficial aerobic microbes give way to anaerobes, and the plant wilts in saturated ground as surely as in a drought, drowning and thirsty at once. This is why the pore structure of Chapter 6 is not only a water reservoir but a lung, why hydroponic systems bubble air or fountain the solution to keep its dissolved oxygen high, and why aeroponics — misting bare roots in open air — can grow so vigorously, the roots bathed in all the oxygen they can use. The air the plant breathes, then, is two atmospheres kept in balance: the carbon dioxide the leaves draw down above, and the oxygen the roots draw down below, each the limiting gas in its own compartment. A grower who enriches the canopy's air and lets the root zone suffocate has managed one atmosphere and lost the other, and the fruit will show it.

Chapter 9 · Water, Precisely — *the counterintuitive truth that a little thirst makes a fuller fruit.*

Water is the input every grower thinks they understand and most apply backward when the goal is density. The instinct is generous: a well-watered plant is a happy plant, lush and fast and heavy. And for pure yield the instinct is right — abundant water grows abundant mass. But mass is the vessel, and we are after the load, and here the arithmetic inverts in a way that surprises people every time: within limits, a plant grown slightly thirsty makes a *denser, more flavorful, more valuable* fruit than the same plant grown wet. Learning to withhold water deliberately — to grow with a measured, controlled thirst — is one of the most powerful density levers a grower has, and one of the oldest; great wine has been grown on it for centuries without anyone writing down the physiology.

The physiology has two parts, and the first is pure dilution in reverse. A fruit grown with abundant water fills with water — the cheap cargo — and dilutes everything dense within it, so that its sugars, acids, and minerals, measured per gram, fall. Restrict the water during fruit development, and the plant fills the fruit with less water while continuing to load the dense cargo, so the concentration of sugars and the rest climbs. A grower reads this directly on a refractometer as the Brix, the dissolved-solids reading, and watches it rise as irrigation falls. This is the entire principle behind regulated deficit irrigation: supplying somewhat less water than the plant would freely use, timed to the stages where the trade of size for density pays best, accepting a slightly smaller fruit in exchange for a markedly richer one. A deficit-grown tomato is smaller and tastes more like a tomato; a deficit-grown wine grape is smaller, with a higher ratio of dense, phenolic-rich skin to dilute pulp, which is why concentrated flavor and great wine track low vigor and a little drought.

Underneath the practice is a single organizing quantity, the *water potential* — the energy state of water, which always moves from where its potential is higher to where it is lower, from wet soil through the plant to dry air, down a continuous gradient physiologists call the soil-plant-atmosphere continuum. The plant does not pump water; it rides this gradient, the dry air pulling the transpiration stream up through unbroken threads of water held together by their own cohesion under tension. A plant's water potential is the sum of parts a grower can touch: the *solute* potential set by the dissolved salts in the root zone and the cell, and the *pressure* potential — turgor — that keeps a leaf stiff and a stoma open. Deficit growing works by gently lowering the water available at the root end of the gradient, which the plant reads as a drop in turgor and a rise in abscisic acid, the whole cascade of concentration and defense following from that one controlled

shortfall. A grower who meters a deficit is not starving the plant; they are setting the tension on the gradient the plant rides, and reading its response in turgor and growth rate as precisely as a hand on a tap.

Timing is everything, because the same deficit does opposite things at different stages. Water stress during the vegetative phase, before fruit set, mostly just stunts the frame and costs yield with little gain; water stress applied during fruit development is where the concentration and the signaling pay, which is why regulated deficit irrigation is a *schedule* and not a setting — full water while the plant builds its leaf area and sets its fruit, a measured deficit imposed as the fruit fills and ripens. Get the timing backward — deficit early, flood late — and you capture none of the benefit and all of the yield penalty, which is exactly how deficit irrigation earns its bad name among growers who apply it as a constant rather than a schedule. A refinement called partial rootzone drying splits the difference in space rather than time: half the root system is watered and half deliberately dried, then the two sides alternated, so the dry roots keep sending the abscisic-acid signal that closes stomata and builds defense while the wet roots keep the plant adequately supplied — the plant made to *behave* as if thirsty without ever being truly short of water. These are the instruments that turn thirst from a danger into a dial.



Melon in cross-section — the sugar gradient from rind to center is written by water; grown a little thirsty, the whole fruit reads sweeter and denser.

The second part is the one that ties water to everything in Part IV, and it is more interesting than simple concentration. Mild water stress is a *signal*, not just a subtraction. A plant that senses it is drying synthesizes the hormone abscisic acid, which closes stomata to conserve water — and the same stress response upregulates the plant's protective secondary metabolism, driving the accumulation of the phenolics, the carotenoids, the sugars acting as osmotic protectants, and the antioxidants the plant builds to survive duress. So a deficit-grown fruit is not only less dilute; it is actively *richer in defensive chemistry*, because the thirst told the plant to defend itself, and the defense is the dense, flavor-active, antioxidant cargo we want. Thirst, applied with judgment, is the same lever as the

ultraviolet light of Chapter 7 and the controlled stress of Chapter 11: a hardship real enough to trigger the plant's defenses but mild enough not to damage it, converted into density.

The judgment is the whole art, because the lever has a cliff. Mild deficit concentrates and enriches; severe drought cuts photosynthesis, aborts fruit, strands the immobile calcium that only the transpiration stream delivers, and collapses yield to nothing — the fruit you were concentrating simply does not develop. The window between beneficial thirst and genuine damage is narrow and crop-specific, and finding it is why we grow in systems that let us meter water precisely: substrate and hydroponic and aeroponic setups where irrigation is dosed and the root zone's moisture and nutrient concentration are known rather than guessed. In those systems water is not only a volume but a vehicle; the nutrient solution's electrical conductivity, its EC, reports the concentration of dissolved salts the roots are drinking, and raising the EC within tolerance is itself a mild osmotic stress that further concentrates and enriches the fruit — the same thirst, delivered through the saltiness of the solution rather than its volume.

Because the nutrient solution's concentration is itself a controllable osmotic stress, growers hold each crop in a characteristic electrical-conductivity band — the EC, a direct readout of the dissolved salts the roots are drinking — and raise it deliberately, within tolerance, to concentrate the fruit.

CROP	SOLUTION EC (DS · M⁻¹)	RAISING EC WITHIN THE BAND
Lettuce, leafy greens	1.2–2.0	modest gain; tipburn risk if pushed
Strawberry	1.4–2.4	concentrates sugars and aroma
Pepper	2.0–3.5	deepens flavor density
Tomato (fruiting)	2.5–4.5	lifts Brix, firmness, flavor

The band has the same two cliffs as every other lever in this book. Too low an EC and the fruit fills with dilute water, the Brix falling and the flavor thinning — the hydroponic version of over-irrigation. Too high and the osmotic pull of the solution itself begins to starve the plant of water it cannot extract against the salt, stunting growth, inducing the calcium disorders of a stalled transpiration stream, and finally cutting yield to nothing in outright salt stress. The useful move is to raise EC in the fruiting stage, late, when the goal is concentration rather than frame-building, and to hold it lower while the plant is still establishing the leaf area that pays the whole budget. It is the thirst of this chapter delivered through chemistry rather than volume — the same osmotic signal reached by making the water saltier instead of scarcer — and in a closed hydroponic system it is the more precise of the two hands on the one lever. We hold every crop in its own narrow band: thirsty enough to concentrate and to signal, never so thirsty that the plant abandons the fruit it was filling. Grown that way, a smaller fruit outweighs a larger one on the only scale we trust, which measures not how much the fruit weighs but how much it holds.

The water a grower meters is only as good as its chemistry, which is the quiet variable behind many a stalled crop. Source water carries its own dissolved load — calcium and magnesium as hardness, bicarbonate as alkalinity that drifts the root-zone pH upward over weeks, and, in too many places, sodium and chloride that accumulate toward toxicity in a closed system. Because deficit growing concentrates the root zone on purpose, it concentrates these unwanted salts too, which is why a grower running a tight water regime has to watch the sodium and the chloride and periodically flush the root zone with a deliberate excess — a leaching fraction, a measured over-irrigation whose only job is to carry the accumulated salts out before they reach the cliff. Scheduling the water, meanwhile, is its own discipline: a plant's demand is set by how much it transpires, which rises with light and heat and the vapor-pressure deficit of Chapter 8, so a grower estimates the crop's evapotranspiration and replaces it, scaled by a crop coefficient that tracks how much canopy the plant has grown to transpire through. Thirst managed well is not neglect; it is the most attentive form of irrigation there is — the grower computing what the plant spent, returning slightly less on purpose, and watching the salts and the turgor to stay on the near side of every cliff.

Chapter 10 · Temperature and the Clock — *heat does not feed the plant; it sets the pace of everything.*

Temperature is the input that controls not what a plant does but how fast it does it, and through that, how much of its dense chemistry it has time to build before we take the fruit. Every enzyme in the plant runs faster as it warms and falls apart if it warms too far; every developmental transition — germination, flowering, ripening — is gated by temperature; and the plant keeps time by temperature the way it keeps time by light, counting warmth to decide when to move from one stage of its life to the next. A grower who controls temperature controls the plant's clock, and controlling the clock is, in the end, control over how long the vessel gets to fill.

The simplest and most useful way to think about a plant's relationship with warmth is that it does not count days; it counts *degrees*. A crop does not need a fixed number of calendar days to reach maturity; it needs a fixed accumulation of heat above a baseline temperature below which its development effectively stops. Growers sum this as growing degree days.

```
GDD = Σ over days of [ (T_max + T_min) ÷ 2 − T_base ]
```

Below the base temperature, the clock is stopped; above it, the plant accumulates development at a rate set by how warm the day was, and reaches each milestone — flowering, fruit set, maturity — at a characteristic total. This is why the same variety matures in fewer calendar days in a warm season than a cool one, and why a grower can predict a harvest date far more reliably from accumulated heat than from the calendar.

Each crop carries three cardinal temperatures, and the growing-degree sum is only meaningful read against them.

CROP GROUP	BASE T (°C)	OPTIMUM (°C)	UPPER LIMIT (°C)
Cool-season (lettuce, pea, brassica)	~4	16–18	~24
Warm-season (tomato, pepper)	~10	22–28	~32–35
Tropical (basil, melon)	~12–15	25–30	~38
C4 grasses (corn, sorghum)	~8–10	28–32	~38–40

A base temperature below which development effectively halts, an optimum at which it runs fastest, and an upper limit above which heat begins to damage rather than drive: these three bound every crop's relationship with warmth. A worked case makes the degree-day accounting concrete. A warm-season tomato with a base near 10 °C, grown through a week of days averaging 24 °C, banks (24 − 10) = 14 degree-days each day, 98 across the week; the same crop in a cool spell averaging 15 °C banks only 5 a day, 35 for the week, and its whole development slows to match — the same calendar week, a third of the progress. A grower timing a stress to a

developmental window, or predicting a harvest, counts degrees and not dates, because the plant does. Above the optimum the accounting inverts: heat stress triggers the plant's heat-shock proteins — chaperones that scramble to hold its other proteins in shape — and past the upper limit it denatures enzymes, aborts pollen, and halts fruit set, which is why a heat wave at flowering can empty a season no matter how perfect the soil beneath it. The same temperature sensitivity governs the night: because respiration roughly doubles for every ten-degree rise, its Q10 near two, a night a few degrees cooler measurably lowers the carbon the plant burns in the dark — the degree-day model's quiet corollary, and the physiological heart of why warm days and cool nights build the densest fruit. For density it carries a subtle and important consequence: warmth is a double-edged acceleration. Push the temperature and the plant races through its development, reaching harvest sooner — but racing means less calendar time for the slow accumulation of dense secondary chemistry, and a fruit rushed to maturity by heat is often a fruit that had less time to fill. A longer, cooler finish, within the crop's tolerance, frequently buys density that a hot sprint spends.



Grape — the fruit that taught agriculture to read temperature; cool nights at the finish hold the acid and build the color that warm ones burn away.

The clock has more than one hand, and the second is the *difference* between day and night temperature, which growers call DIF. It turns out that the balance of warm days and cool nights, not just the average, shapes how a plant builds itself: a positive DIF, with days warmer than nights, promotes stem elongation and stretch, while a reduced or negative DIF — cool days or warm nights held close, or a cool dawn — produces a more compact plant. More to our purpose, cool nights have a specific gift for density. During a warm day the plant photosynthesizes and loads sugar; during a cool night it respires slowly, burning less of the day's gain back to carbon dioxide, so that more of the fixed carbon survives to be banked in the fruit. This is the physiology behind the old wisdom that the best fruit comes from regions with warm days and cool nights — the

high-desert tomato, the mountain-grown coffee, the classic cool-night wine district. The warm day fills the budget; the cool night keeps the plant from spending it on its own respiration; and the surplus goes into the fruit as sugar, acid, and color held rather than burned.

Temperature also gates the great developmental switches outright, and two of them a grower uses as tools. The first is vernalization: many temperate biennials and winter crops will not flower until they have experienced a prolonged cold period, a genetic memory of winter that prevents them from flowering in the autumn and freezing; growers of such crops either supply the cold or choose varieties that do not demand it.

The cold memory has a known molecular basis worth a grower's respect, because it explains why the requirement cannot be rushed or faked. A gene called FLC acts as a floral repressor, holding flowering off; prolonged cold progressively and stably silences it, through an epigenetic mechanism that accumulates with the duration of the chill, so that only a real winter's length of cold fully lifts the brake and lets the plant flower in spring. The plant is, quite literally, counting cold — and counting it in a way that resists cheating: a warm spell in the middle of winter does not reset the count, but a winter too short or too mild never satisfies it, and the plant stays stubbornly vegetative. This is why vernalization-requiring crops are matched so carefully to their climates, why a biennial bolts in its second year and not its first, and why a grower in a controlled environment who needs such a crop to flower must supply a genuine, sustained chill of weeks and not a token cold night. The cold is not a trigger the plant answers once; it is a quantity the plant integrates, the same way it integrates heat into degree-days and light into the daily integral — temperature as a thing counted, not merely felt. The second, more directly tied to density, is the way cold itself drives protective chemistry — a cool finish, like a thirsty one or a sunlit one, is a mild stress that tells the plant to build anthocyanins and sugars and antioxidants, which is why a kale or a Brussels sprout sweetens and deepens after the first frost, and why the color of autumn is in part the color of plants defending their tissues against cold. We manage temperature, then, as the master pace-setter: enough warmth to pay the photosynthetic budget and reach maturity in time, cool nights to keep the plant from respiring the budget away, a measured cool finish to drive the defensive chemistry, and the whole clock slowed, where the crop allows, to give the vessel the longest possible time to fill before we stop it.

The gap between day and night temperature is a shaping tool precise enough to stand in for chemical growth regulators, and growers of transplants and ornamentals use it exactly that way. A warm day over a cool night — a positive DIF — elongates stems and stretches a plant; narrowing the gap, or inverting it with a cool start to the day, holds a plant compact and sturdy without a single spray. The most elegant version is the morning temperature drop: a brief cool dip in the first hours of light, when stem elongation is most sensitive, produces much of the compacting effect at a fraction of the energy cost of cooling the whole night. These are not cosmetic

tricks; a compact, sturdy plant intercepts light better, resists lodging, and partitions more of its budget to fruit than to stem — the morphology serving the density. And the thermoperiod interacts with everything else in this book: the same cool nights that compact a plant also spare its budget from respiration, the same warm days that pace its development also power its photosynthesis, so temperature is never pulling one lever but several at once, and a grower setting the day-and-night regime is composing the plant's shape, its clock, and its carbon balance in a single schedule.



PART IV OF V

Stress, on Purpose

the hormesis principle · the color of defense · ripening, finished

Chapter 11 · The Hormesis Principle — *a plant under mild duress builds exactly what we want.*

We have arrived, by four different roads, at the same destination. The ultraviolet light of Chapter 7, the deliberate thirst of Chapter 9, the cool finish of Chapter 10 — each turned out to work not by feeding the plant more but by *stressing it a little*, and each produced the same reward: a surge in the protective secondary chemistry that is also the dense, flavor-active, antioxidant cargo we are trying to maximize. This is not a coincidence of three separate tricks. It is one principle wearing three costumes, and it is the most important idea in this book after the dilution effect it answers. The principle is hormesis: a mild dose of a stress that would be harmful in large amounts is not merely tolerated but *beneficial*, provoking an adaptive response out of proportion to the insult. Applied to a plant, controlled stress is the lever that converts hardship into density.

The logic runs through evolution. A plant cannot flee a stress — not the sun, not the drought, not the cold, not the insect chewing its leaf — so it defends itself in place, chemically, by building compounds that screen light, quench the reactive oxygen that stress generates, deter herbivores, and protect its cells. These defensive compounds are the plant's secondary metabolites: the phenolics and flavonoids, the anthocyanins and carotenoids, the glucosinolates and terpenes and alkaloids. They are called "secondary" because they are not part of the core machinery of growth — a plant can live without them in a world with no stress — but they are precisely the fraction of the plant's chemistry that carries flavor to the tongue and nourishment to the body. A plant grown in perfect ease, never stressed, has little reason to build them, and grows bland and thin. A plant grown under measured duress builds them in abundance, defending itself into exactly the fruit we want. Hormesis is how we ask.

The response has a shape, and the shape is the whole discipline. Plot a plant's defensive output against the dose of a stress and you do not get a straight line but a biphasic curve: low doses *stimulate*, output climbing above the unstressed baseline to a peak; higher doses *inhibit*, output collapsing as the stress crosses from challenge into injury. The useful zone is the rising limb — what we call eustress, good stress — and it sits between two cliffs: the one below, where the dose is too small to provoke any response at all, and the one above, where it damages the plant it was meant to fortify. Finding and holding that rising limb, for each stress and each crop, is the entire craft of Part IV. It is why every lever in this book arrives with a warning about its cliff, and why "a little" is not a hedge but a specification — a dose with a floor and a ceiling, to be hit on purpose.

The signal that rides the curve is, at its root, oxidative. Nearly every stress — intense light, drought, cold, wounding, an insect's bite, a pathogen's probe — generates reactive oxygen species in the plant's tissues, and at low, controlled levels these are not merely damage but *messengers*. A measured oxidative burst switches on the defense genes, induces PAL and the whole phenylpropanoid machinery of the previous chapter, and recruits the hormone signals that coordinate the response: jasmonates for wounding and herbivory, salicylate for pathogens, abscisic acid for drought and cold. These hormones cross-talk, amplifying and tuning one another, and the program they orchestrate is systemic — a leaf attacked in one place primes the whole plant to defend, a phenomenon the literature calls systemic acquired resistance. The glutathione and the phenolics and the pigments the plant then builds are, in significant part, the antioxidants it makes to quench that very burst and the deterrents it makes to answer the threat, which is the mechanistic reason a stressed plant ends up rich in exactly the redox-active, flavor-active, nutrient-dense chemistry this book keeps circling back to. The defense is the density; the oxidative signal is the messenger that orders it built.

Growers of high-value crops now trigger these programs deliberately and with real precision, having learned to speak to the plant in the grammar of a threat. A metered dose of ultraviolet light induces the phenolics and flavonoids of the leaf and fruit surface. A controlled drought, through abscisic acid, concentrates and defends. A fine spray of methyl jasmonate — the volatile hormone a wounded plant releases to warn its neighbors — elicits the wound-defense program without any wound at all. A flash of ultraviolet-C on harvested fruit extends its life and raises its phenolic content by switching on defense after the picking. Even a plant's memory can be used: an early, mild stress can *prime* a plant so that it responds faster and harder to a later one, a kind of trained readiness that leaves the primed plant both tougher and denser. Each of these is a way of asking the plant, in a language it evolved to understand, to build the chemistry we and our bodies are after — and each works only on the rising limb of the curve, which is why the whole art is dosage, and why hormesis is less a trick than a conversation conducted in careful amounts.

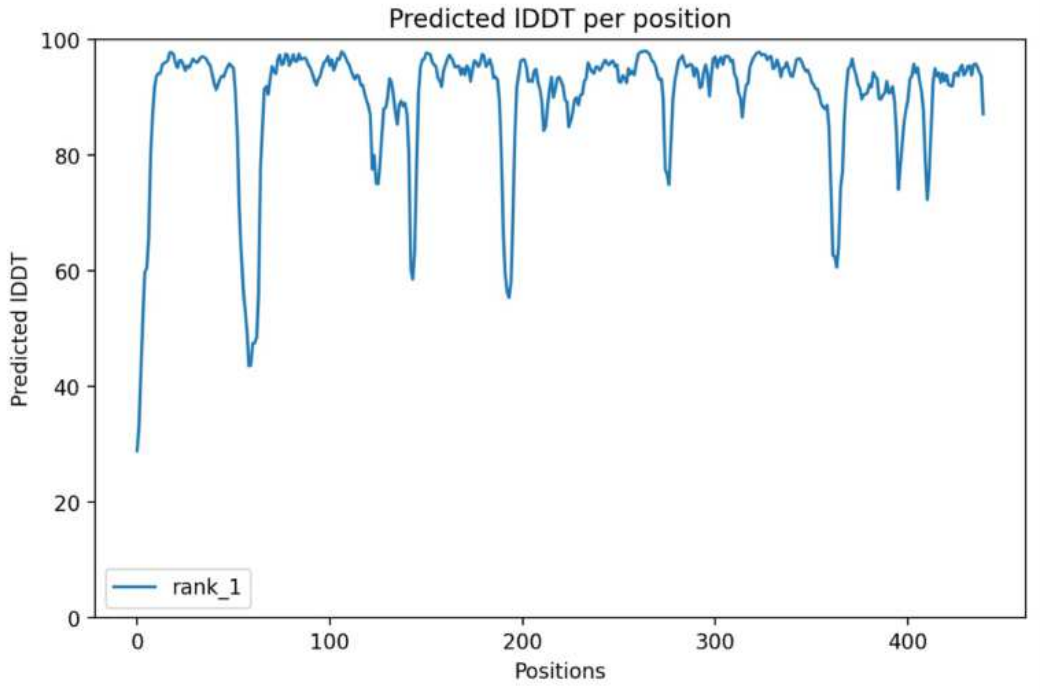

The Pun1/AT3 enzyme that builds capsaicin, colored by model confidence — the end of the phenylpropanoid road that controlled stress sends traffic down.

The road most of this chemistry travels is one we know intimately, because it is the same road our flavor engineering is built on: the **phenylpropanoid pathway**. It begins when the plant diverts the amino acid phenylalanine out of protein synthesis and into defense, and it runs through a conserved sequence of enzymes present in every vascular plant on Earth.

STEP	ENZYME	CONVERTS	TOWARD
1	PAL (phenylalanine ammonia-lyase)	phenylalanine → cinnamic acid	the whole pathway's gate
2	C4H (cinnamate 4-hydroxylase)	cinnamic acid → p-coumaric acid	hydroxylation
3	4CL (4-coumarate:CoA ligase)	p-coumaric acid → p-coumaroyl-CoA	the branch point
4	HCT (hydroxycinnamoyl transferase)	toward caffeoyl esters	lignin, chlorogenic acids
5	COMT (caffeic acid O-methyltransferase)	methylation	ferulate, lignin, vanillin

PAL is the gate, and it is the enzyme hormesis throws open: ultraviolet light, wounding, cold, and drought all induce PAL, ramping up flux into the whole pathway, which then branches toward the flavonoids and anthocyanins that color and protect the fruit, toward the lignin that strengthens cell walls, and — in the plants we designed for it — toward the terminal reactions that build capsaicin at the Pun1/AT3 acyltransferase. The entire heat program of this Library's flagship peppers sits at the end of this road, four pepper-specific enzymes bolted onto the universal phenylpropanoid backbone. When we induce PAL with controlled stress, we are opening the same valve that feeds our engineered flavor and the plant's native defensive, nutritional chemistry at once. The grower's stress and the designer's edit are pulling on the same pathway from opposite ends.

This is where the genotype and the growing finally become one act, which is the whole thesis of the book stated in biochemistry. The molecular work raises the *ceiling*: it rewrites enzymes like Pun1 so the pathway can reach outputs no wild plant could — the flagship ladder climbs to very near three million Scoville heat units because three designed substitutions in one enzyme let the pathway run harder than nature ever built it to. But an engineered pathway is only a potential until something drives flux through it, and flux is driven by the growing — by the stress that induces the enzymes, the sulfur and nitrogen that supply the substrates, the light that powers it, and the time the plant is given to run it. We design the road to be wider; the growing decides how much traffic runs down it. A flagship pepper with every edit intact, grown in ease and picked early, is a quiet fraction of itself. The same plant grown under measured ultraviolet and thirst and a cool finish, and allowed to ripen fully, runs the pathway to its designed ceiling. Hormesis is the accelerator on the engine we built. Without it, the edits idle.

The results are concrete enough to quote, and quoting them keeps the principle from floating free of the field. Lettuce and basil finished under a measured dose of supplemental ultraviolet or high blue light reliably accumulate more anthocyanin, more total phenolics, and often more vitamin C than the same genotype grown under bland light — the leaf thickening its chemical defenses exactly as the hormesis curve predicts, and tasting more of itself for it. A brief, controlled salt or drought stress late in a tomato's development raises its sugars, its acids, and its antioxidant load, the concentration effect of Chapter 9 and the defensive effect of this chapter arriving together. Even cold has its documented dividend: the sweetening of kale and parsnip after frost, the deepening color of a cool-finished fruit. But the quotations come with the warning the whole chapter is built on — every one of these benefits sits on the rising limb, and every one carries a yield cost, because the carbon the plant spends on defense is carbon it does not spend on mass. The grower is buying density with a little yield and a little risk, deliberately, on a curve whose peak must be found crop by crop. Done with judgment it is the most powerful quality lever in this book; done heavily it is just damage. The difference, as always, is the dose.

Chapter 12 · The Color of Defense — *the pigments are the nutrients are the flavor.*

Cut open a deeply colored fruit and you are looking at the plant's defensive chemistry made visible. The red of a ripe tomato, the purple-black of a blueberry's skin, the deep orange of a carrot's core, the near-black of an engineered eggplant — these colors are not decoration and they are not, mostly, about attracting us. They are pigments the plant built to protect itself, and they belong to the same families of compounds that carry much of a fruit's nourishment and much of its flavor. In the colored fraction of a fruit, the three things this book keeps insisting are one thing finally merge completely: the pigment *is* the defensive compound *is* the nutrient *is*, often, a flavor-active molecule. Learning to read color is learning to read density with the naked eye.

Three pigment families do most of the work, and each tells a different part of the story. The **carotenoids** — lycopene, beta-carotene, lutein, zeaxanthin — are the reds, oranges, and yellows, built not from the phenylpropanoid road but from the isoprenoid pathway, and they do double duty inside the leaf as accessory light-harvesting pigments and as quenchers of the reactive oxygen that intense light generates. Several are provitamins: beta-carotene is the molecule a body cleaves into vitamin A, which is the entire premise of provitamin-A biofortification. The **anthocyanins** are the reds, purples, and blues, a flavonoid branch of the phenylpropanoid pathway, and they are the plant's sunscreen and antioxidant in one, accumulating in skins and surfaces exposed to light, cold, and ultraviolet. The **other flavonoids and phenolic acids** — the flavonols, the chlorogenic acids, the catechins and tannins — are the less visible but enormous fraction that carries astringency and bitterness to the tongue and antioxidant capacity to the body. Together these families are most of what makes a fruit anything other than sweet water.

Each family is built by a named cascade, and naming the steps is naming the places a grower's stress and a designer's edit take hold. The carotenoids branch off the isoprenoid pathway: the colorless precursor geranylgeranyl diphosphate is condensed by phytoene synthase into phytoene, desaturated through phytofluene to the red lycopene, and then, where the plant cyclizes it, carried on by lycopene cyclases to the orange β-carotene and the yellow xanthophylls. A ripening tomato that reddens is one in which phytoene synthase has been switched on hard and cyclization held back, so the red intermediate piles up in the fruit; the very same pathway, pushed one cyclization further, is the provitamin-A β-carotene of a carrot or a biofortified grain — which is why, as Chapter 15 will show, installing or amplifying this cascade is one of biofortification's central moves. The anthocyanins branch off the

phenylpropanoid road of the previous chapter: chalcone synthase opens the flavonoid branch, and a chain of enzymes — chalcone isomerase, flavanone 3-hydroxylase, dihydroflavonol reductase, anthocyanidin synthase, and a final glucosyltransferase — carries it to the colored, water-soluble pigment that the fruit banks in its cell vacuoles.

Over the anthocyanin cascade sits a regulatory switch worth knowing by name, because it is where the environment's signals actually land: the MYB-bHLH-WD40 complex, three proteins that together bind the promoters of the structural genes and turn them on in concert. The light and cold signals of Part IV act on this complex, which is the molecular reason color tracks stress so faithfully — the same conditions that tell the plant it is exposed are the conditions that throw the pigment switch, and once thrown, the switch turns the whole cascade on together rather than one enzyme at a time. It is why a single genotype can be pale in a dim, warm, sheltered spot and blaze in a bright, cold, exposed one: the genes for the pigment are present in both, but only the stressed plant activates the complex that transcribes them. Color is not fixed by the seed; it is called forth by the growing.

The practical map of which stress drives which color is specific enough to grow by. Anthocyanins answer most strongly to the combination of bright light — its blue and ultraviolet fractions above all — and cold, which is why the reddest lettuces and the deepest-purple brassicas come from cool, high-light conditions and why a warm, dim finish leaves the same varieties muddy and pale. Carotenoids answer to light and, most of all, to the ripening program and warmth within the crop's tolerance, climbing through the fruit's final days on the plant. The colorless flavonols and phenolic acids answer to ultraviolet most sharply of all, the plant thickening its chemical sunscreen in direct proportion to the dose. A grower who wants a particular pigment reaches, then, for a particular stress at a particular stage — ultraviolet and cool high light for the anthocyanins of a leafy crop, a long warm-enough finish in good light for the carotenoids of a fruit — and reads success in the color before ever reaching for an assay. The pigment is the defense is the nutrient, and it is also, conveniently, the one measurement a grower can take with their eyes.



Blueberry — the skin is where the plant banks its anthocyanins; the darker the fruit, the more defense it built and the more it carries.

The grower's leverage over color is the leverage of Part IV, because color is a defense and defense responds to stress. Anthocyanin accumulation is driven by light — especially blue and ultraviolet — and by cold, which is why fruit coloring up in bright, cool conditions runs deeper than the same fruit grown dim and warm, and why the shaded interior fruit of a canopy colors poorly while the exposed fruit blazes. The regulatory machinery is now well understood: a complex of transcription factors, the MYB-bHLH-WD40 module, switches the anthocyanin genes on in response to those environmental signals, and the plant pours phenylpropanoid flux into pigment. Carotenoid accumulation, likewise, responds to light and to the ripening program, and intensifies as a fruit finishes — a tomato's lycopene climbs through the final days on the vine, which is one more reason the ripening window of the next chapter is where density is won or lost. The color you can see is a live readout of how hard the plant has been driven and how fully it has finished.

PIGMENT FAMILY	COLORS	PATHWAY	DRIVEN BY	CARRIES
Carotenoids	red, orange, yellow	isoprenoid (MEP)	light, ripening	provitamin A; antioxidant
Anthocyanins	red, purple, blue	phenylpropanoid → flavonoid	blue/UV light, cold	antioxidant; astringency
Flavonols, phenolic acids	pale yellow, colorless	phenylpropanoid	UV, stress	antioxidant; bitterness, astringency

This is also where the Index closes its loop with nourishment most tightly, through the astringency axis, IFI-A. Astringency — the drying, puckering sensation of a strong tea or a young red wine or a fine dark chocolate — is carried by the tannins and larger phenolics, read not through a classical taste receptor but through the precipitation of the saliva's proline-rich proteins. The molecules that make a fruit astringent are phenolics, and phenolics are the antioxidant fraction, so a fruit loud on IFI-A is a fruit carrying a heavy phenolic load. We do not grow for astringency recklessly — too much is unpleasant, and balance is the goal — but we read it, on the Index and in the color, as a signal that the plant built the defensive chemistry we want. The deeply colored, lightly astringent, fully finished fruit is the one the plant defended hardest. We grow for that fruit on purpose, and we can see, in its color, whether we succeeded before we ever taste it.

A closing word on why these pigments matter past the plant, because it is the cleanest illustration of the book's whole claim. The carotenoids a fruit accumulates are, several of them, direct nutrition: β-carotene the body converts to vitamin A, lutein and zeaxanthin the pigments the eye concentrates in its own retina. The anthocyanins and the broader phenolics are the dietary antioxidants whose intake tracks, across populations, with the colored fruits and vegetables that carry them. And the food matrix decides how much of this a body actually receives, which loops forward to Chapter 15: the lycopene of a tomato, bound in the fruit's tissue, becomes markedly more absorbable when that tissue is broken down by cooking and

met with a little fat, so a cooked, dressed tomato delivers more usable lycopene than a raw one — the rare case where processing builds availability rather than stripping it. The grower's job ends at growing the pigment dense and finishing it fully; the cook's begins at releasing it. But both are the same act seen from two ends — putting the most into the vessel, and losing the least of it between the plant and the body. Color is where that act becomes visible, which is why we read it first and trust it most. A pale fruit is a confession; a deep one, grown and finished right, is a fruit that did its work and kept its pigment to prove it.

Chapter 13 · Ripening, Finished — *the oldest lever, the one the truck took.*

Everything in this book — the soil built over years, the mineral ladder climbed rung by rung, the light recipe and the managed thirst and the cool finish and the controlled stress — can be undone in a single decision, and across most of the world's food supply it is undone every day. The decision is *when to pick*. A fruit grown perfectly and harvested too early is a fruit that never finished loading, and no treatment after harvest restores what the plant did not get to put in. Ripening is the last and largest chapter of the fruit's filling, most of the dense cargo is loaded at the very end, and the single most powerful thing a grower who cares about nourishment can do is also the simplest and the least technological: let the fruit finish on the plant.

To see why the harvest date matters so much, you have to understand what ripening actually is, and that fruits divide sharply into two kinds. The **climacteric** fruits — tomato, banana, apple, avocado, mango, pear — ripen through a burst of the hormone ethylene and a spike in respiration, and crucially they can run much of this program *after* detachment from the plant. The commercial food system is built entirely on this fact: pick the fruit mature but green and hard, ship it durable across a continent or an ocean, and trigger ripening at the destination with a pulse of ethylene gas in a warehouse. The fruit turns red; it softens; it looks ripe. But color and softness are only part of ripening, the part that runs on the fruit's own stored resources after it is cut off. The loading of sugars, the final accumulation of acids and aromatics and the dense minerals that arrive by the transpiration stream — the part that requires the fruit to still be *connected to the plant* — stops the moment you pick. A gas-ripened tomato is a tomato that was told to look finished without being allowed to finish. This is, quite literally, the mechanism behind the thin supermarket tomato, and behind the number we quoted in the opening: a shipping tomato's umami arrives at an IFI-U near 300, a fraction of what the same genotype reaches when it is left to ripen on the vine and finishes near 2,600. Most of that gain is not an edit. It is the harvest date.



A tomato at full color — finished on the vine, it has loaded what a fruit picked green and gassed red never will.

IFI PROFILE

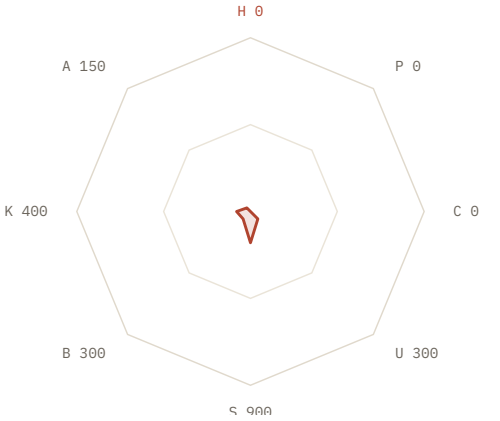

IFI-H	0
IFI-P	0
IFI-C	0
IFI-U	300
IFI-S	900
IFI-B	300
IFI-K	400
IFI-A	150

The restored tomato, picked mature-green and ripened off the vine in transit: color and softness arrive, but the umami axis reads near 300 — the vessel looks finished and is not. The umami figure is the measured anchor; the other axes are the cultivar's designed targets, read low because the fruit never finished loading.

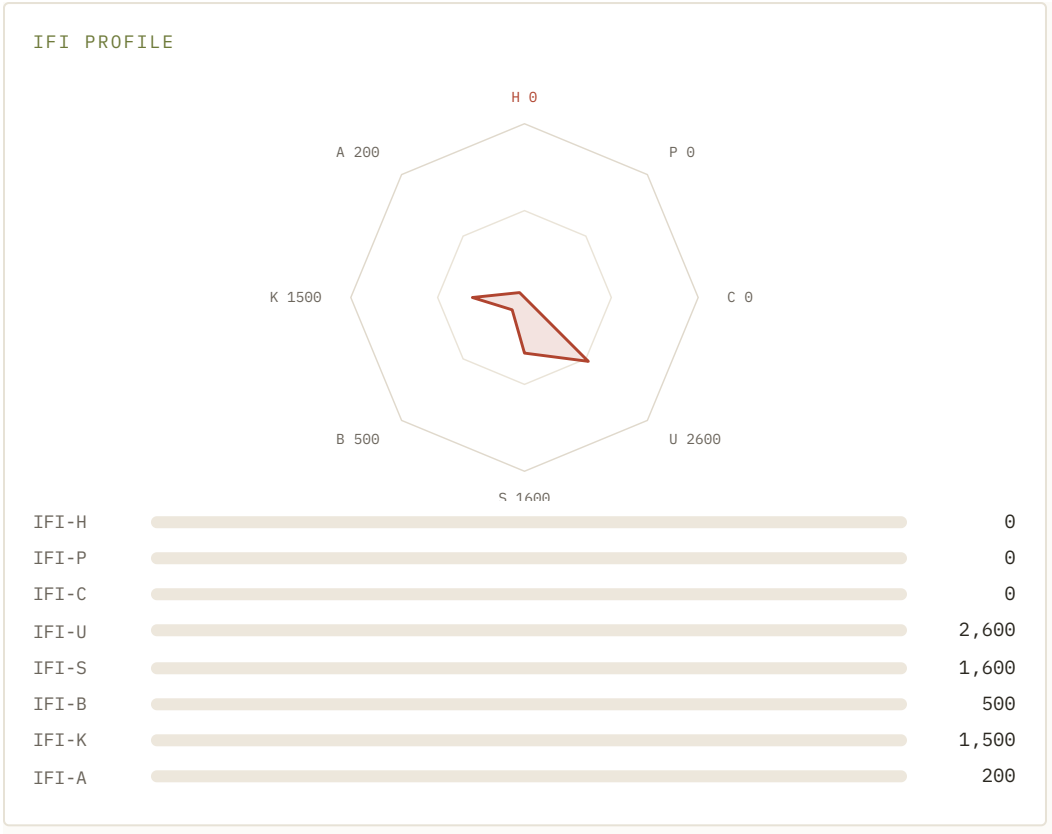

The same genotype, the same soil, the same light — vine-finished and picked ripe. Umami climbs to 2,600 through the plant's own glutamate route (the native GAD and GDH1 enzymes, decarboxylating and interconverting glutamate as the fruit finishes), and kokumi and sweetness fill in behind it. Nothing in the genome changed between the two scorecards. Only the harvest date did.

The **non-climacteric** fruits make the lesson absolute, because they do not even pretend. Strawberry, grape, citrus, cherry, pineapple — these have no post-harvest ripening program at all; they ripen only on the plant and, once picked, only decline. A strawberry picked underripe for durability will soften and redden a little on the counter but will never sweeten or deepen, because the machinery that would do so was left behind on the plant. For these fruits the harvest date is not one lever among many; it is the whole game. And for both kinds, the clock does not stop at ripeness — it keeps running the wrong way after harvest. Many of the most fragile nutrients degrade from the moment of picking: vitamin C oxidizes, folate declines, aromatic compounds volatilize, and the fruit respires away its own sugars. The days and conditions between the plant and the plate are a slow draining of the vessel, which is why a fruit eaten near where and when it finished is denser than the identical fruit shipped and stored, and why cold chains and speed, while they slow the draining, never reverse it.

The ethylene that drives climacteric ripening has a short, well-mapped biosynthesis, and knowing it explains both why warehouse ripening works and why it is incomplete. The plant makes ethylene from the amino acid methionine: methionine is converted to S-adenosylmethionine, then by the enzyme ACC synthase to the committed precursor ACC, and finally by ACC oxidase to ethylene gas. Ripening fruit run this in two modes — a low baseline the literature calls system 1, and the autocatalytic burst of system 2, in which ethylene induces its own synthesis and the whole program accelerates in a self-amplifying wave. A warehouse ethylene pulse pushes a mature-green climacteric fruit into system 2 on demand, which is real ripening of a kind: the color develops, the softening

proceeds, the stored starch converts to sugar. What it cannot do is reach back to the plant for the sugars, acids, and minerals that only arrive while the fruit is attached, because those depend not on the ethylene signal but on the phloem and transpiration streams that detachment severed. The gas can command the fruit to finish the processes it can run on its own stored resources; it cannot command the plant to keep loading a fruit that is no longer there.

And the clock keeps running against the fruit after harvest, at rates a grower can almost watch. A picked fruit respires, burning its own sugars and slowly emptying what it holds; its most fragile nutrients degrade on their own schedules — vitamin C oxidizes fastest, measurably declining within days at room temperature and still, more slowly, under refrigeration; folate and many of the volatile aromatics follow. Cold slows all of it, which is the entire logic of the cold chain. But cold is not free for every fruit, and this is the trap that catches so much of the warm-climate harvest: the subtropical and tropical crops — tomato among them, along with banana, cucumber, and many others — suffer chilling injury below roughly 10 to 12 °C, their membranes destabilized and their flavor flattened by the very refrigeration that preserves a temperate apple. A tomato held too cold develops the mealy, hollow texture and muted taste that so many people now assume is simply what a supermarket tomato *is*; it is not the variety failing, it is chilling injury, a storage decision written into the fruit. So the postharvest window is a narrow negotiation: the respiration and nutrient degradation that want the fruit warm and eaten soon, against the chilling injury that forbids storing a tropical fruit as cold as a temperate one.

The resolution is the one this chapter keeps arriving at from every direction: shorten the window. A fruit finished on the plant and eaten near where and when it finished sidesteps most of the draining the cold chain exists to slow, and never has to be chilled into injury to survive a journey it does not take. This is not nostalgia for the local and the seasonal, though it arrives at the same place; it is the physiology of the vessel. The fruit was filled by the plant, over weeks, up to the moment of picking; everything after picking is some rate of emptying, slowed by cold and by speed but never reversed; and the surest way to deliver a full fruit is to pick it full and move it fast and short. The green-picked, gas-ripened, long-stored fruit is the opposite strategy carried to its logical end — a fruit optimized for the journey rather than the body, told to look finished so it could travel, and emptied by every day of the travel it was built to endure.

So the creed of this chapter is the plainest in the book, and we hold it against enormous commercial pressure to do otherwise: pick it finished. Grow the genotype, build the soil, tune the light and the water and the stress — and then have the discipline and the logistics to leave the fruit on the plant until the plant has stopped loading it, and to move it to the body as quickly and gently as the system allows. The entire molecular program raises the ceiling; the entire growing program reaches toward it; and all of it is forfeited in the last week if the fruit is picked green for the convenience of the truck.

The truck took ninety-three percent of that tomato's umami not through any failure of soil or gene, but through a harvest date chosen for durability instead of density. Grown right ends, as it must, with the simple refusal to pick too soon.



PART V OF V

The Engineered Grower

G × E × M, closed · biofortification, two ways · the flagship grown right · the roadmap in the ground

Chapter 14 · G × E × M, Closed — *a designed gene is a promise the growing has to keep.*

We opened this book by splitting a fruit's final load into three terms — genotype, environment, management — and arguing that the dilution effect was what happened when three different hands held the three terms and none of them watched the density. The rest of the book has worked through the environment and the management in detail, because those are the grower's domain and the terms most neglected. Now we close the loop by bringing the genotype back in, because our whole program rests on holding all three terms in one hand, and because a designed gene changes what the environment and the management are *for*. An engineered plant is not a plant that needs less growing. It is a plant that needs the growing designed to match it, because the edit only raises a ceiling, and a ceiling raised and never reached is wasted work.

Consider what our molecular program actually does, in the terms of this book. When the models redesign the Pun1 acyltransferase of a pepper — the two substitutions S39L and L345G, found by a protein language model scoring every possible mutation for catalytic efficiency and fold stability — they do not add heat to the fruit. They raise the pathway's ceiling: they make it *possible* for the plant to run the capsaicin route harder than any wild pepper ever could, up toward the flagship's peak near three million Scoville units. But possibility is not production. The edited pathway still has to be supplied with substrate, which is the phenylalanine and the branched-chain precursors that come from nitrogen and sulfur nutrition; it still has to be driven by flux, which comes from the light and the controlled stress that induce the enzymes; and it still has to be given time, which comes from the ripening window. The genotype is a promise. The environment and the management are how the promise is kept — or broken.

It is worth seeing exactly what "raising the ceiling" meant in the one case we have characterized down to the residue, because the specificity is the whole point. A protein language model — a network of some 650 million parameters, trained on the evolutionary record of proteins — scored every possible single-amino-acid substitution in the Pun1 acyltransferase for its predicted effect on catalytic efficiency and fold stability; a genome-scale flux-balance model predicted that flux control sits upstream in the phenylpropanoid pathway at 4CL and HCT, not at the terminal Pun1 step — Pun1 labels the product, it does not govern the rate. The two Pun1 substitutions (S39L · L345G) improve the enzyme's catalytic efficiency and fold stability, locking in whatever precursor flux the upstream pathway delivers at ≤7% batch variation. Never found together by any breeder in ten thousand years of selection, they emerged from the in silico scoring and were written into the genome with CRISPR.

EDIT	EFFECT	ΔΔG (KCAL/MOL)
S39L	binding affinity ↑ (N-terminus)	−2.1
L345G	steric relief, active-site cleft	−1.8
C175S	disulfide-misfold prevention *(structural annotation — not in shipped construct)*	−0.9

Each ΔΔG is a predicted change in folding free energy — the more negative, the more stabilizing — and together the two substitutions (S39L · L345G) improve catalytic efficiency and consistency, enabling the flagship's predicted ~2.95 million Scoville units while holding the batch-to-batch variation at or below seven percent, against something like forty percent in the wild plants that reach comparable extremes only rarely and unpredictably. But read that last clause as a grower rather than an engineer and it changes meaning: the seven percent is not a property the gene carries into the field on its own. It is a ceiling of *consistency* that the growing has to keep, exactly as the heat is a ceiling of magnitude the growing has to reach — and an edit this precise, grown in a sloppy environment, hands its precision straight back to the weather.



The flagship under the microscope stage — a designed genotype, which is only ever a ceiling until the growing reaches it.

This closes a loop our program cares about more than almost anything, which is *consistency*. The Library's flagship achievement is not only that the engineered heat is high but that it is reproducible — a batch-to-batch coefficient of variation at or below seven percent, against something like forty percent in the wild plants that reach comparable extremes only occasionally and unpredictably. That consistency is usually told as a molecular story, and part of it is: a designed enzyme, expressed from a defined construct, behaves more predictably than the ragged genetics of a landrace. But a coefficient of variation is a property of the whole G × E × M product, not of the gene alone, and the other part of the consistency story is the growing. A designed genotype grown in an uncontrolled environment inherits the environment's variance; the weather's

swings in light and temperature and water become the fruit's swings in flavor and density, and the seven-percent promise dissolves into the season's noise. The only way to hold a seven-percent product is to control the environment to match the precision of the gene — which is the entire case for controlled-environment agriculture, read through the lens of density rather than yield. We grow our designed genotypes in controlled environments not because they are delicate but because the precision of the edit deserves the precision of the growing, and because a consistent ceiling reached consistently is worth far more than a high ceiling reached by luck.

The statistics make that dependence exact, and they are worth stating plainly because they are the whole case for controlled-environment growing. A population's total phenotypic variance decomposes into three parts — the variance from genetics, the variance from environment, and the variance from their interaction — which the quantitative geneticists write as $\sigma^2_P = \sigma^2_G + \sigma^2_E + \sigma^2_{GE}$. A designed genotype grown from a defined construct drives the genetic term σ^2_G toward zero: the plants are nearly identical in their DNA, so almost none of the variation between fruit comes from the genes. But driving σ^2_G to zero does not make the product consistent; it merely *exposes* the other two terms, because with the genetic variance gone, whatever the environment and the genotype-by-environment interaction contribute now accounts for essentially all the variation there is. In an open field σ^2_E is large — the swings of light and temperature and water across a season — and it swamps the gene's precision; the seven-percent promise dissolves into the weather's noise. Controlled-environment growing is, in this exact statistical sense, the act of driving σ^2_E down to match the σ^2_G the edit already minimized, holding light and temperature and water and nutrition so steady that the only variation left is the small, designed amount the construct permits. Consistency is never a property of the gene alone. It is a property of the gene *and* the growing, multiplied together, and a precise genotype in an imprecise environment is exactly as consistent as the environment is — which is to say, not very.

The matching environment is itself an engineered system, and it is worth being honest about what it costs. To hold light, temperature, vapor-pressure deficit, root-zone oxygen, carbon dioxide, and nutrient concentration all steady at once is a feat of sensing and control — a greenhouse or chamber instrumented to measure each variable continuously and a controller adjusting the lamps, the screens, the venting, the irrigation, and the dosing in a closed loop, often now with the plant itself sensed directly, its growth rate and even its chlorophyll fluorescence read back as feedback. This is phenotyping turned into process control: the environment adjusted not to a fixed recipe but to what the plant is actually doing. And it is not free. A sealed, lit, climate-controlled growing environment spends real energy — the lamps above all — and an honest account of controlled-environment agriculture has to set the density and consistency it buys against the energy it burns, and reach for every efficiency, the better light-emitting diodes and the recaptured heat and the daylight used where daylight can be, to keep the ledger

defensible. We do not pretend the controlled environment is cheap. We argue that for a designed genotype whose precision is wasted in an open field, it is the only environment that keeps the promise the gene made — and that its right place is the high-value, precisely designed crop, not the commodity bushel, where the sun is still the right and sufficient instrument.

So the engineered grower's stack is the whole book assembled into one system, each layer chosen to keep a specific promise. The soil and rhizosphere of Part II supply the substrate — the nitrogen and the sulfur and the full mineral ladder the pathway needs, delivered through a living system rather than a diluting hose. The light and air and water and temperature of Part III set the budget and the pace and deliver the controlled thirst and cool finish. The stress of Part IV opens the pathway's valve and drives flux down the road the edit widened. The ripening discipline of Chapter 13 gives the pathway time to run to its ceiling before we stop it. And the genotype, underneath all of it, sets how high the ceiling is in the first place. Pull out any layer and the others cannot fully compensate: the best gene grown in ease and picked early is a quiet fraction of itself, and the best growing applied to an unedited plant is capped at the wild ceiling no matter how perfect. The density we are after lives only where all three terms are designed together, by one hand, watching the one number that matters. That is what it means to close G × E × M, and it is what it means to grow something right.

Chapter 15 · Biofortification, Two Ways — *feed the soil, or design the plant, or both.*

The explicit goal of this book — food that holds the most nourishment it can — has a formal name in the agricultural sciences, and a real history worth a grower's respect: biofortification, the increase of the nutritional content of a crop through how it is grown or how it is bred. It is not our invention; it is a serious global field with decades of work and real deployments behind it, and understanding its two main strategies, where each one wins, and where each one hits a wall is the clearest way to place our own program in the landscape of what growers can actually do. There are two roads to a denser fruit. One runs through the soil, the other through the genome, and the honest answer to which is better is almost always *both, for different problems*.

The first road is **agronomic biofortification**: raising a crop's nutrient content by supplying the nutrient through fertilization, so the plant takes up more and deposits more in the edible part. It works best for mineral nutrients the plant will accumulate if only they are available — and its great success stories are exactly those. Selenium is the cleanest example: Finland, finding its soils and therefore its population low in selenium, began in 1984 adding selenium to its agricultural fertilizers nationwide, and raised the selenium content of its food supply measurably and safely as a matter of deliberate agricultural policy. Zinc, applied to soil or sprayed on leaves, raises the zinc content of cereal grains. Iodine can be delivered to vegetables through fertilization. The appeal of the agronomic road is that it needs no new seed and works within existing farming — it is, in a sense, the formalization of everything in Parts II and III of this book, the recognition that a plant grows only as dense as the ground and the growing let it. Its limit is equally clear: agronomic biofortification can only raise what the plant will take up and store, and only for nutrients that are themselves mineral inputs. You cannot fertilize beta-carotene into a rice grain, because the grain has no pathway to make it. For that, you need the other road.



Rice — the crop at the center of biofortification's most famous project, and a reminder that some density has to be built into the genome because the soil cannot supply it.

The second road is **genetic biofortification**: changing the plant's own genome — by conventional breeding or by direct engineering — so that it builds or accumulates more of a nutrient the soil cannot simply supply. Its most famous instance is Golden Rice, into which the genes for a complete beta-carotene pathway were introduced so that the grain, which normally makes none, accumulates provitamin A in its endosperm; the HarvestPlus program has used conventional breeding to raise iron and zinc in beans and pearl millet, provitamin A in cassava and maize and sweet potato, across staple crops for populations that depend on them. The genetic road does what the agronomic road cannot: it installs or amplifies the *pathway*, letting a plant make a compound it otherwise could not, or make far more of one it makes a little of. This is the road our own molecular program travels, and the continuity is worth stating plainly — the same methods that let us rewrite an enzyme to make a pepper reach an engineered heat let us, in principle, rewrite the pathways that build the dense, nutritional, flavor-active chemistry this whole book is about. Genetic biofortification and flavor design are the same technology pointed at adjacent targets on the same pathways.

The record of both roads is concrete enough to learn from. On the agronomic side, Finland's national program, begun in 1984, added selenium to the country's fertilizers and raised the selenium in its soils, crops, and citizens to adequacy within a few years — a whole population's micronutrient status moved by an agricultural decision. Zinc sprayed on wheat, iodine delivered to vegetables, selenium supplied to many crops: all raise the mineral measurably, because the plant will accumulate what it is given. On the genetic side, the HarvestPlus effort has released, through conventional breeding alone, iron-rich beans and pearl millet, zinc-rich wheat and rice, and provitamin-A cassava, maize, and the orange-fleshed sweet potato, each bred to carry several-fold more of its target nutrient and deployed to the populations that depend on that staple. And where breeding cannot reach a nutrient the crop has no pathway to make, engineering can install one, as in the rice given a complete β-carotene pathway so that its endosperm, which naturally makes none, accumulates provitamin A. The two roads are not rivals; they are tools for different problems — the soil for what the plant will take up, the genome for what the plant must be taught to build — and the fullest programs run both at once.

The two roads converge on a problem neither can ignore and that a nourishment-minded grower has to hold front of mind: content is not the same as **bioavailability**. It is not enough for a fruit to *hold* iron or zinc; a body has to be able to *absorb* it, and plants are full of compounds that block absorption. Phytic acid, the phosphorus-storage molecule of seeds and grains, chelates iron and zinc and carries them through the gut unabsorbed; oxalates in some greens bind calcium; certain tannins inhibit mineral uptake. A grain bred to hold twice the iron delivers no more to the body if its phytate holds the iron just as tightly — which is why the serious biofortification programs work on both ends at once, raising the nutrient and lowering the antinutrient, breeding low-phytate lines or relying on the food matrix and preparation (soaking, fermenting, sprouting) that degrade phytate and free the minerals.

The inhibition and its opposite are specific enough to tabulate, and the table is a grower's and a formulator's map at once.

INHIBITS MINERAL UPTAKE	ENHANCES MINERAL UPTAKE
Phytic acid (grains, legumes) — binds Fe, Zn	Ascorbic acid (vitamin C) — reduces and chelates Fe
Oxalate (spinach, chard) — binds Ca	β-carotene — improves Fe absorption
Polyphenols, tannins (tea) — bind Fe	Organic acids (citric, malic) — solubilize minerals
Excess calcium — competes with Zn, Fe	Fermentation, sprouting — degrade phytate

The inhibition is quantitative, which is what makes it manageable rather than merely lamentable. Iron and zinc absorption track not the absolute phytate present but the *molar ratio* of phytate to the mineral: a phytate-to-zinc molar ratio above roughly fifteen predicts poor zinc absorption, and the serious biofortification programs set explicit ratio targets, driving the number down by raising the zinc, lowering the phytate, or both at once. The enhancers work the other way, and here is the quietly encouraging part — they are, very often, the same compounds a nourishment-minded grower is already maximizing. Ascorbic acid, which the controlled stresses of this book raise, reduces ferric iron to the absorbable ferrous form and chelates it past the inhibitors; the carotenoids of Chapter 12 improve iron uptake; the organic acids of fermentation solubilize minerals and degrade phytate together. So the fruit grown loud and defended and the fruit whose minerals a body can actually reach are, pleasingly, often the same fruit: the stress that builds the vitamin C and the pigment also builds the enhancers that unlock the iron. Content and bioavailability, the two ends of the problem, turn out to be pulled by overlapping levers.

A word on what may and may not be *said* about any of this, because growers and the partners who sell what they grow operate inside a real and sharp legal line, and this book means to stand on the right side of it by conviction as much as by compliance. A *nutrient-content* claim — that a food is a "good source of" or "high in" a named nutrient — is permitted and defined precisely by regulation, tied to thresholds a serving must actually meet. A *health* claim —

that the food or its nutrient reduces the risk of a disease — is a separate and far more tightly controlled category, and a *structure-function* claim sits uneasily between them. The line we hold, which is also the line the regulators draw, is this: we may say a fruit *holds more* of a nutrient and prove it with an assay; we may not say it treats, prevents, cures, or detoxifies anything whatsoever. The whole ethos of this Library lives on the permitted side of that line — nourishment is the content we grow in and can measure, demonstrated and quantified, and never a promise about what eating it will do to a body. This is the frontier where our program and the broader field point the same direction: the fullest expression of grown right is not only a fruit that holds the most, but a fruit grown and bred so that a body can draw the most *from* what it holds. The vessel filled, and the vessel's contents made available — content and bioavailability engineered together, the soil and the genome and the matrix all in one design. That is biofortification done whole, and it is the nearest thing this book has to a destination.

Chapter 16 · The Flagship, Grown Right — *the full-spectrum plant as a growing problem.*

To hold the whole book in one example, we grow the hardest thing we make. The flagship of this Library is a pepper called Phoenix, SKU SS-0096, the end of a ten-step ladder of engineered superhots and the first cultivar in our program designed to register on all eight axes of the Index at once — a full-spectrum plant, heat and pungency and cooling and umami and sweetness and attenuated bitterness and kokumi and astringency, all expressed in one fruit. It is a flavor achievement, and the rest of the Library tells that story. Here we tell the other half, the half this book exists for: what it takes to *grow* a plant like this so that it reaches, in the fruit, the ceiling its genome makes possible. Because everything we have said comes to bear on it, and because a full-spectrum plant is, from the grower's chair, a full-spectrum growing problem.

Start with the ladder, which is a density story disguised as a heat story. The ten flagship cultivars climb from Ember to Phoenix not only in Scoville units but in the *number of axes* they express, and that second climb is the one this book illuminates.

CULTIVAR	SKU	SHU	IFI-H	AXES
Ember	SS-0087	866K	1,570	2/8
Cinder	SS-0088	1.05M	2,290	3/8
Kindle	SS-0089	1.25M	2,000	3/8
Flare	SS-0090	1.48M	—	4/8
Blaze	SS-0091	1.72M	2,630	4/8
Wildfire	SS-0092	1.96M	2,930	5/8
Scorch	SS-0093	2.21M	3,220	5/8
Firestorm	SS-0094	2.47M	3,490	6/8
Solara	SS-0095	2.72M	3,980	6/8
Phoenix	**SS-0096**	**2.95M**	**4,200**	**8/8**

Each added axis is a pathway the plant has to run, and running more pathways at once is a steeper demand on the budget of Chapter 3 than running one hard. A two-axis plant can pour most of its phenylpropanoid flux down a single road; an eight-axis plant has to supply the heat route and the kokumi peptides and the astringent phenolics and the sweetness and the rest simultaneously, out of one carbon account and one mineral supply. This is why Phoenix is not merely the hottest plant to grow but the most *demanding* to grow to its ceiling — it asks the soil for the full mineral ladder with nothing short, the nitrogen for its amino-acid-derived compounds and the

sulfur for its kokumi peptides and the whole micronutrient set for the enzymes, all at once; it asks the light and the stress to drive many pathways together; and it asks for the full ripening window to run them all to completion.



Phoenix in the controlled chamber — the first plant designed to speak all eight axes, and the hardest in the Library to grow to its full ceiling.

Here is its designed profile, the eight-axis readout the genome makes possible — the ceiling the growing has to reach.

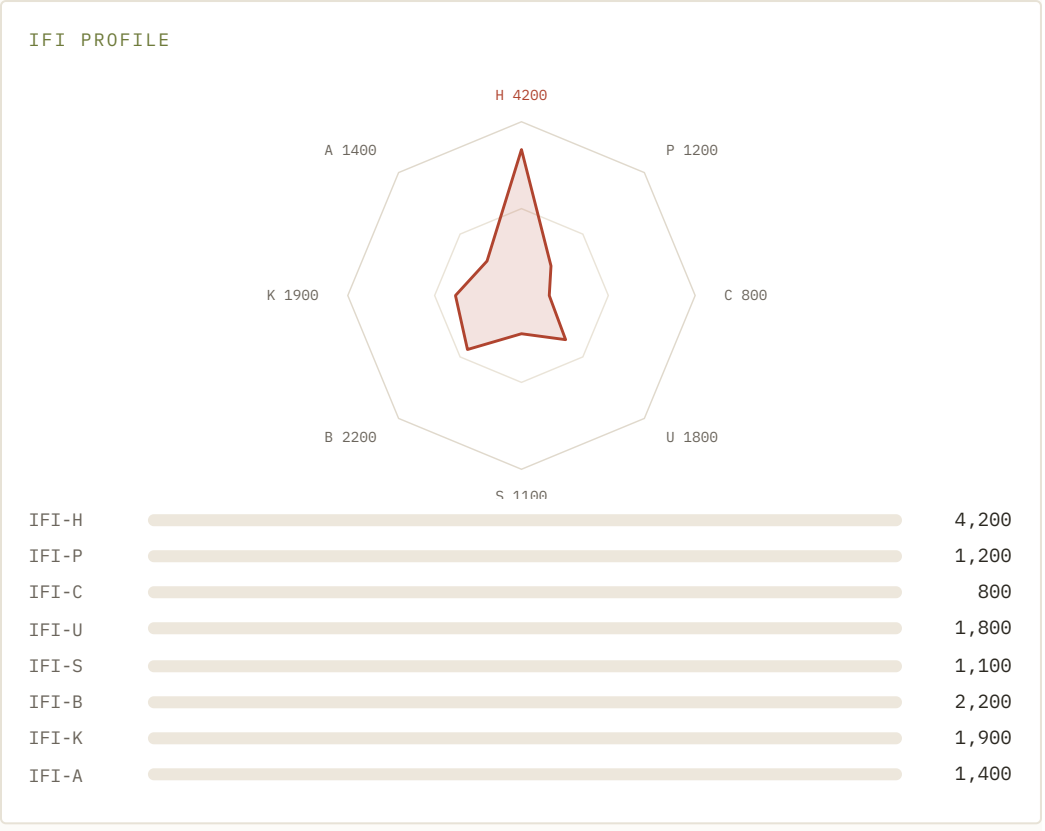

Phoenix (SS-0096), full-spectrum. Heat dominant at 4,200, but notice kokumi at 1,900 and astringency at 1,400 — the dense, phenolic-and-peptide axes that this book's growing program most directly feeds. These are the designed targets; whether a given fruit reaches them is decided by the soil, the stress, and the harvest date.

So we grow it as the sum of every chapter, and the growing is where the eight-axis ceiling is kept or lost. The soil is our oldest and most patiently built ground, carrying the organic matter and the living rhizosphere that supply the full ladder through a system rather than

a hose, with sulfur deliberately replete because the kokumi axis at 1,900 is γ-glutamyl peptides and the γ-glutamyl peptides are sulfur. The environment is controlled to the precision the genome deserves, holding the seven-percent consistency the program promises, with a DLI high enough to pay the heavy budget of an eight-pathway plant. The stress is layered and deliberate — a measured ultraviolet dose to drive the phenylpropanoid flux that feeds both the heat and the astringency, a controlled thirst to concentrate and to signal, a cool finish to deepen the color and hold the chemistry. And the harvest waits for the fruit to run all eight pathways to completion, because a full-spectrum fruit picked early is not eight quiet axes evenly; it is the slowest-loading axes missing entirely, the kokumi and the umami and the astringency — the dense ones, the last ones, the ones the truck takes first.

Put rough numbers to the demand and the difficulty stops being a metaphor. A two-axis pepper can pour most of one carbon-and-nitrogen account down a single pathway; Phoenix must supply eight routes at once from the same account, and several of them compete for the same scarce inputs. The heat route and the astringency route both draw on phenylpropanoid flux, which draws on phenylalanine, which draws on nitrogen; the kokumi route draws on the γ-glutamyl peptides, which draw on cysteine, which draws on sulfur; the color draws on the isoprenoid pathway; and the whole of it is paid in the fixed carbon the light budget supplies. A full-spectrum plant is therefore not merely eight times as hard to grow as a single-axis one — it is harder than that, because the pathways contend, and a shortfall in any one input does not dim one axis evenly but silences whichever axis was nearest its margin. This is the deep reason the soil for Phoenix carries the full mineral ladder with nothing short and the sulfate deliberately replete, why the daily light integral is held high enough to pay eight pathways rather than one, and why the stress is layered rather than single: a plant asked to speak every axis must be fed, driven, and finished for every axis at once.

The protocol that keeps all eight, then, is the whole book applied at once to one plant, and it reads as a sequence rather than a setting. Establish it on the oldest, most living soil we have, its organic matter and rhizosphere intact, the mineral ladder complete and the sulfate high. Hold the environment to the precision the genome deserves — the light integral generous, the vapor-pressure deficit in its band so the transpiration stream delivers calcium to every growing tip, the nights cool enough to spare the budget from respiration. Layer the stresses as the plant matures: a measured ultraviolet dose to drive the phenylpropanoid flux that feeds both the heat and the astringency, a regulated thirst through the fruiting stage to concentrate and to signal, a cool finish to deepen the color and hold the chemistry. And then wait — past the point the fruit looks finished, until it is — because the kokumi and umami and astringency this plant was designed for are the last axes to load and the first an impatient harvest loses. And because every one of those eight axes must land within the program's seven-percent consistency, not merely land at all, the environment has to be not only generous but *steady*: a full-spectrum plant grown in a variable

season does not just underperform, it underperforms unevenly, each axis wandering by its own amount until the fruit is no longer a known quantity. Consistency across eight axes is a harder promise than height on one, and it is kept the same way — by growing in conditions as designed as the genome.

Read the eight-axis scorecard once more as a growing document, and each number points back to a lever in this book. The heat at 4,200 and the astringency at 1,400 are both phenylpropanoid outputs, fed by the ultraviolet dose and the nitrogen that supplies phenylalanine — grow the plant unstressed or underfed and these are the first to sag. The kokumi at 1,900 is γ-glutamyl peptide, fed by sulfur, which is why the sulfate in Phoenix's root zone is not a background nutrient but a headline input. The umami at 1,800 is glutamate, loaded late and finished on the plant through the native route, which is why the harvest date guards it. The sweetness at 1,100 is the deficit-concentrated sugar of a plant grown a little thirsty and finished in cool nights that spare it from respiration. The attenuated bitterness at 2,200, the cool note at 800, and the pungency at 1,200 each ride their own chemistry, but every one of them is a pathway that must be supplied, driven, and given time. The scorecard is not eight separate achievements; it is one plant's whole metabolism, held open on every front at once, and the growing is what holds it open. Let any single input lapse and the readout does not dim evenly — it drops the axis that input was feeding, and the full spectrum becomes a near-spectrum with a hole in it exactly where the growing fell short. Phoenix grown right is the whole argument of this book made edible: a genome designed to hold the most it can, and a growing designed to let it. Grown wrong — in easy soil, in an uncontrolled season, picked for durability — it is a hot pepper and little else, seven-eighths of its design forfeited in the field. The ceiling was never the hard part. Reaching it is the work.

Chapter 17 · The Roadmap in the Ground — *sixty-four plants we have not yet grown.*

Our program has forty-two host organisms live today — forty-two species in which the method works, from the native pepper through tomato and mustard and mint and grape and garlic down to the trace crops we run a few constructs in — and a published roadmap of sixty-four more concept organisms we intend to build, arranged in five tiers of ascending difficulty. The rest of the Library dramatizes that roadmap as a feat of molecular design, which it is. This chapter reads it as something else, the thing this book has trained the eye to see: a roadmap of *growing* problems. Because every organism we add is not only a genome to edit but a plant to grow right, and the five tiers are, as much as anything, a ladder of how hard each new plant will be to grow to the ceiling its edits make possible.

The engineering difficulty and the growing difficulty track each other, and for a shared reason. The whole method rests on a pathway that is universal — the phenylpropanoid branch, PAL to C4H to 4CL to HCT to COMT, runs in every vascular plant on Earth, and only four terminal enzymes are pepper-specific. That universality is why the method transfers at all: most of the machinery is already present in any crop with a sequenced genome, and the work is adding the terminal steps and tuning the flux. But the *growing* difficulty rises with evolutionary distance from the pepper for the same reason the engineering does — the further a plant sits from the crop we understand best, the less we know about how to drive its pathways, when to stress it, how to finish it, and what its fruit demands of the soil. The tiers are a map of mounting uncertainty in the greenhouse as much as in the lab.

TIER	FAMILY REACH	GENES	HORIZON	GROWING CHALLENGE
T1 Solanaceae Core	within the nightshades	4–5	18–24 mo	known crops; grow like tomato and pepper
T2 Extended Nightshades	wider Solanaceae	5–7	24–36 mo	storage organs and odd fruits; new ripening windows
T3 Cross-Family	beyond the nightshades	7–10	36–48 mo	unfamiliar physiology; new stress and light recipes
T4 Frontier Synthetic	grasses, Brassicas, roots	10–12	48–72 mo	staple crops; density against the dilution effect at scale



Eggplant — a Tier 1 nightshade, close enough to the tomato that we already know most of how to grow it right.

Read the tiers as a grower and each becomes a specific challenge. **Tier 1**, the Solanaceae core — the Volcanic tomato with its ladder of Ember and Magma and Pyroclast and Caldera and Krakatoa, the Dark Matter eggplant, the laboratory tobacco — is the near frontier precisely because these are nightshades, close kin to the pepper and tomato we already grow well; the growing knowledge transfers almost intact, the same light and stress and ripening logic with modest adjustment. **Tier 2**, the extended nightshades — the Seismic potato, the Acid tomatillo, the Celestial ground cherry — introduces the first genuinely new growing problems, because a potato is a storage organ loaded underground on a different clock than a fruit, and a tomatillo ripens inside a husk, and each demands a ripening and finishing regime we do not yet have. **Tier 3** steps out of the nightshades entirely — the Sweet Heat strawberry with its Candied Fang and Devil's Dessert, the Contradiction cucumber, the Solar melon, the Forbidden apple, the Espionage lettuce — into families whose physiology we know far less intimately, where the light recipe and the stress schedule and the whole G × E × M stack has to be rebuilt crop by crop, and where the non-climacteric fruits like strawberry make the harvest-date discipline of Chapter 13 absolute from the first season. **Tier 4**, the frontier synthetic — the Storm corn, the Dynasty rice, the Wildfire broccoli, the Nuclear cabbage — is the longest horizon not only because it needs the most genes but because these are the staple grains and brassicas that feed the world at scale, the very crops the dilution effect hit hardest, and growing them right means fighting that dilution across vast acreage and harsh economics rather than in a controlled chamber. The corn and rice are C4 and C3 giants whose growing we would have to master against everything that made them thin in the first place.

The method's reach rests on a fact of plant evolution that is genuinely on our side: the phenylpropanoid backbone is universal, so of the enzymes any new organism needs, most are already encoded in its genome — the work is adding the four terminal, pepper-specific steps, pAMT and Pun1/CS and KAS and BCAT, and tuning the flux so the host's own machinery carries the rest. Five of the platform's seven modules transfer organism to organism essentially unchanged, which is why forty-two hosts are already live and why the roadmap's sixty-four more are a matter of apprenticeship rather than reinvention. But the *growing* modules do

not transfer as cleanly as the molecular ones, and that asymmetry is this chapter's whole point. We can port an edit into a strawberry in a season; learning the strawberry's light recipe, its stress tolerances, its fruit-fill window, and its non-climacteric insistence on finishing fully on the plant is the work of years of growing it.

What one of those apprenticeships actually involves, concretely, for a single new organism, is this book run again from the beginning. We have to learn what the fruit or grain or storage organ is for, physiologically — where the plant banks its dense cargo, on what clock, drawn from which tissues by remobilization — because that sets the harvest window and the whole finishing strategy. Then the soil: which minerals the species is greedy for and which it is sensitive to, what its roots exude and which symbioses it forms, because the rhizosphere of a brassica is not the rhizosphere of a legume. Then the sky: its own light saturation and compensation points, its daily-light-integral target, its cardinal temperatures, its vapor-pressure band, its particular tolerance of thirst — the whole Part III stack re-measured, because a cucumber and a carrot do not share them. Then the stress tolerances: where this species' hormetic rising limb lies for ultraviolet, for drought, for cold, because the dose that enriches a lettuce may injure a strawberry. And finally the finish: climacteric or not, chilling-sensitive or not, how fast it drains after harvest. Only when all of that is known can the designed genotype be grown to the ceiling its edits make possible — which is why the roadmap is counted in years and genes and not in months, and why each new organism is a greenhouse to be earned before it is a product to be sold. The edit is the easier half; the growing is the longer one.

A few of the roadmap's organisms show, in miniature, how particular that learning gets. The Seismic potato of Tier 2 is not grown for a fruit at all but for a tuber, and tuberization is itself gated by daylength and night temperature — the plant deciding, on a photoperiodic cue, when to stop building vines and start loading starch underground — so its whole finishing strategy runs on a different clock than any fruit's. The Acid tomatillo ripens inside a papery husk that shields the fruit from the very light that would drive its surface chemistry, a physical complication no pepper poses. The Sweet Heat strawberry of Tier 3 propagates by runners and, depending on type, flowers by daylength or regardless of it, and being resolutely non-climacteric it forgives no early harvest at all. The Dark Matter eggplant, a closer nightshade cousin, grows much like the tomato and pepper we already know — which is exactly why it sits in the near tier and the strawberry does not. Each is a distinct apprenticeship in a distinct physiology, and none of the edits that define them removes the need to serve it. The roadmap is a map of genomes to write and, underneath it and slower, a map of growing to learn — husk by husk, tuber by tuber, runner by runner.

What the roadmap teaches, read this way, is the humility this book has been building toward. Each new organism is a promise the growing has to learn to keep, and the learning does not come free with the edit. We can design a pathway into a strawberry faster than

we can learn to grow that strawberry to its ceiling, because the growing is sixty-four separate apprenticeships in sixty-four plants' particular demands — their soils, their stresses, their clocks, their finish. The roadmap is usually told as a story about how far molecular design can reach. The truer story, the one the ground tells, is that design reaches only as far as growing can follow, and that for every organism on the list there is a greenhouse still to be earned. We are forty-two plants into learning how to grow things right. The roadmap is sixty-four reminders of how much growing is left.

Chapter 18 · Grown Right — *the vessel, filled, and given with intention.*

We began with a tomato cut open at our table, and we will end there, because that is where this book's conviction actually lives — not in the greenhouse or the model or the Index, but in the ordinary act of growing food for people you love and wanting it to be as full as it can be. Everything in these pages — the dilution effect and the rhizosphere, the mineral ladder and the light recipe, the controlled thirst and the hormesis and the ripening window, the two roads of biofortification and the full-spectrum flagship and the sixty-four plants still to come — all of it is in service of a single, almost old-fashioned idea: that food grown to hold the most it can is a kind of care, and that the growing of it is worth doing as well as the designing.

We have been careful, throughout, about one line, and we want to draw it clearly one last time because it is a line of integrity and not only of law. This book makes no health claim, and it never will. We have not told you that any fruit cures or prevents or detoxifies anything, because that would be false and because it is not ours to say — the regulatory frameworks that govern such claims exist for good reason, drawing a hard line between saying a food *contains* a nutrient and saying it *treats* a condition, and we stand entirely on the near side of that line. What we have said is narrower and, we think, more honest: that a plant can be grown to hold more of the dense, defended, flavor-active chemistry it is capable of making, that we can measure how much it holds and how loudly it speaks, and that a body does with that what bodies do. Nourishment, in this book, is an intention and a practice, never a promise printed on a label. We grow the fruit as full as we can, and we hand it over, and we let it be what it is.

If a grower took only one page from this book to the field, it would be the short list of where density is actually won, because the science of the preceding chapters distills into a handful of disciplines a person can hold in their head. Build the soil first and patiently, because the living ground with its organic matter and its rhizosphere makes every other gain cheap, and nothing in the greenhouse above fully replaces the carbon below. Supply the whole mineral ladder and never let the scarcest rung cap the climb, with sulfur treated as the hero it is for a nourishment crop and not the footnote agronomy made of it. Feed the plant through its partners rather than around them, keeping living roots in the ground and the symbioses switched on. Instruct the plant with light — enough to pay the budget, the right spectrum to tell it to defend itself. Manage the air and the water as the twin controls they are, holding the vapor-pressure band and metering a deliberate thirst, because a fruit grown a little dry is a fruit grown full. Pace the whole thing with temperature — warm days to earn, cool nights to keep. Stress the plant on purpose and in careful amounts, on the rising limb of the curve, because the defense the plant builds is the density we are after. And then, above all and against every commercial pressure to do otherwise, let the

fruit finish on the plant and move it to the body fast, because most of what the truck takes, it takes from the harvest date. That is the whole method, and none of it is new; it is the oldest way of growing good food, now with the instruments to prove it works.

We would like "grown right" to mean something a grower could hold themselves to, and so we have tried to make it measurable rather than merely felt. A fruit grown right is one whose density was defended at every stage — soil, mineral, light, water, stress, and harvest — and then demonstrated: dry-matter concentration held or climbing as the fruit grew, the dense axes loud on the Index and confirmed by assay, the minerals present and shown to be reachable past the antinutrients, the whole of it reproducible from one batch to the next rather than lucky once. That is a standard, not a slogan, and it is one anyone with a refractometer and an honest lab can apply to their own harvest. We do not think the answer to thin food is to trust a label or a story; we think it is to grow the fruit full, measure what it holds, and let the numbers be the claim. The Index was built so that flavor could be designed; the same discipline, pointed at the dense fraction, is how nourishment stops being a feeling and becomes a thing a grower can aim at, hit, and prove.



Grown right — the fruit on the plant, finished, holding what a summer of care put into it.

What remains, when the science is set down, is the plainest part and the part we care about most. A fruit is a vessel. For ten thousand years we grew fruit by taste and instinct and the keeping of good seed, and we grew it, often, very full — the old varieties our grandparents knew were dense because they were grown slowly, locally, in living soil, and eaten finished and near. Then, for a century, we learned to grow it bigger and ship it farther and keep it longer, and in the trade we let it grow thinner, and the dilution effect is the quiet record of that bargain. This Library's work — the editing, the Index, the designed genomes — is one answer to it, a way to raise the ceiling of what a plant can hold. But this particular book has argued, chapter after chapter, that the newest answer and the oldest answer are the same answer: build the soil, read the light, stress the

plant with judgment, and let the fruit finish. The gene raises the ceiling; the growing reaches it; and most of what the truck took, the truck took not from the genome but from the harvest date and the thin soil and the easy season. We can grow it right. Much of growing it right is simply the discipline to grow it the way it was always best grown, now with the instruments to prove we did.

There is a last partner in all of this, and it is the body the food is for, which completes an act the plant and the grower only begin. A fruit grown full and finished whole arrives with its matrix intact — its fiber, its fats, its pigments and peptides and minerals held in the structure the plant built — and a body meets that structure the way it evolved to, drawing the nourishment out over the slow course of digestion rather than in the rush a stripped and refined food delivers. This is why we care so much for the whole fruit and the intact matrix, and so little for the isolated extract or the fortified powder: the vessel was designed, by a very long evolution, to be opened by a gut, and the most we can do as growers is fill it well and deliver it whole and let that ancient partnership finish the work. The grower fills the vessel; the cook releases it; the body completes it — three hands on one act, and the whole of this book has been about the first of them doing its part so well that the other two have the most to work with. We do not claim what the partnership will do; that is the line we hold and will keep holding. We grow the food to hold the most it honestly can, measure it so the holding is real and not a story, and hand it over intact.

So we grow it full, and we measure it, and we finish it on the plant, and we bring it to the table while it still holds what the summer put in. The computing was one pair of hands; the growing and the tasting and the long arguments over whether a fruit was finished belonged to all of us, and the care underneath it is the whole point — food grown with attention and given with intention, which is the nearest thing we know to love that you can eat. That is what it means to grow something right. Fill the vessel. Let it finish. Hand it over full.

These are computational designs; Scoville Splice's cultivars and constructs have not been experimentally validated in a laboratory.